











1. Has your Tribe completed an energy inventory for your reservation or community?

		Response Percent	Response Count
Yes		10.0%	1
No		90.0%	9
N/A		0.0%	0
answered question			10
skipped question			0



2. Does your Tribe track increasing/decreasing energy demands and costs?

		Response Percent	Response Count
Yes		20.0%	2
No		80.0%	8
N/A		0.0%	0
answered question			10
skipped question			0




3. Has your Tribe applied for and/or received any federal or state energy related funding in FY10?

		Response Percent	Response Count
EECBG?		50.0%	3
DOE?		33.3%	2
DOI?		16.7%	1
HUD?		16.7%	1
USDA?		16.7%	1
EPA?		66.7%	4
ANA?		16.7%	1
State?		0.0%	0
	Other (please specify)		2
answered question			6
skipped question			4







4. If your Tribe did apply and/or receive any federal or state energy related funding in FY10:

		Response Percent	Response Count
What type of project was it?		100.0%	8
How did you use the funds?		100.0%	8
How effective was the project?		100.0%	8
What kinds of measurable differences did it make?		75.0%	6
How many jobs (temporary or permanent) were created?		87.5%	7
		answered question	8
		skipped question	2


5. Do any of the states that surround your community offer any renewable energy programs such as net-metering or feed-in tariffs?


		Response Percent	Response Count
Yes		40.0%	4
No		50.0%	5
N/A		10.0%	1
		answered question	10
		skipped question	0


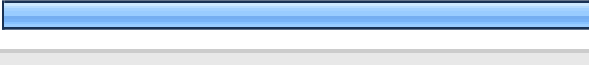
6. What, if any, energy assessments has your Tribe completed?

		Response Percent	Response Count
Energy Efficiency		42.9%	3
Wind		57.1%	4
Biomass		14.3%	1
Solar		28.6%	2
Hydropower		0.0%	0
Geothermal		0.0%	0
Tidal		14.3%	1
Biofuels		14.3%	1
	Other (please specify)		1
		answered question	7
		skipped question	3

7. Is your Tribe already an energy producer or generator?


		Response Percent	Response Count
Yes		0.0%	0
No		100.0%	8
N/A		0.0%	0
	If yes, please describe:		1
		answered question	8
		skipped question	2

8. Are energy related jobs available on Tribal lands?			
		Response Percent	Response Count
Yes		0.0%	0
No		100.0%	10
N/A		0.0%	0
If yes, please provide examples:			0
answered question			10
skipped question			0





9. Is your Tribe located within the service territory of the Tennessee Valley Authority?			
		Response Percent	Response Count
Yes		11.1%	1
No		88.9%	8
answered question			9
skipped question			1

10. Approximately how many households are located within your Tribal community?		Response Count
		8
answered question		8
skipped question		2

11. Would your Tribe be interested in conducting a community energy inventory?

		Response Percent	Response Count
Yes		100.0%	8
No		0.0%	0
answered question			8
skipped question			2

12. If yes, please fill out the information below.

		Response Percent	Response Count
Name:		83.3%	5
Company:		100.0%	6
Address:		0.0%	0
Address 2:		0.0%	0
City/Town:		0.0%	0
State:		0.0%	0
ZIP:		0.0%	0
Email Address:		16.7%	1
Phone Number:		16.7%	1
answered question			6
skipped question			4