USET Area Aggregate

COVID-19 Report as of 12/08/21

Prepared by the USET Tribal Epidemiology Center

Number of Positive COVID-19 Tests at Reporting Facilities in the IHS Nashville Area in the Last Week: 74

Cumulative Total of Positive COVID-19 Tests at Reporting Facilities in the IHS Nashville Area: 10047

7 Day Positivity Rate at Reporting Facilities in the IHS Nashville Area: 7.8%

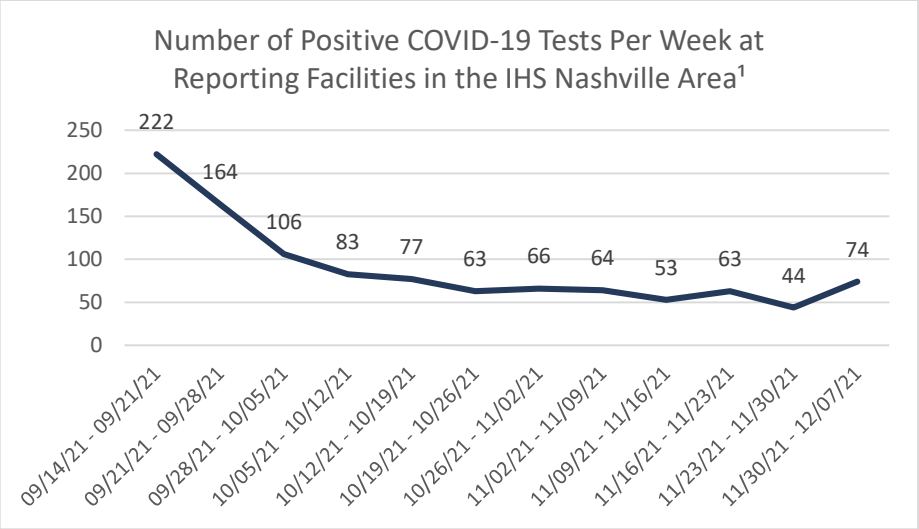

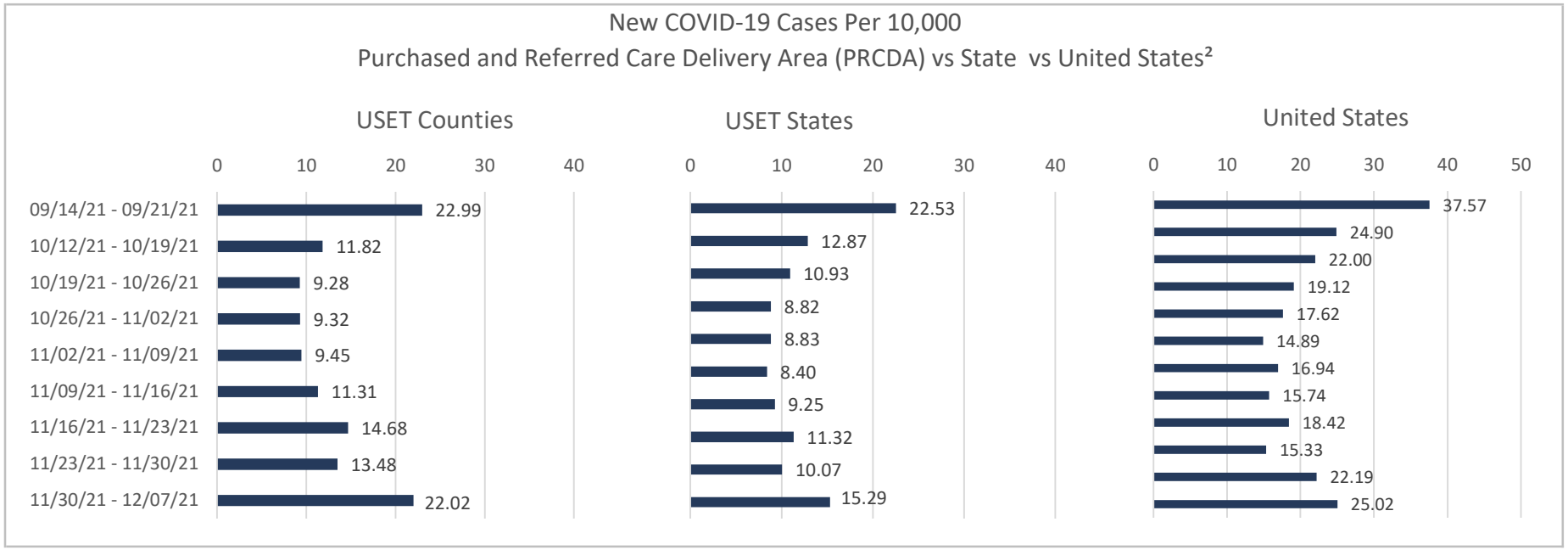

[1] Data from daily reports to the Indian Health Service Nashville Area Office.

[2] Data from the Centers for Disease Control and Prevention and state health department websites. Data is mined every Monday and Tuesday. Please note that county and state level datapoints for Florida have been removed from the USET PRCDA and USET State rates, as daily COVID-19 case data for Florida is not avalable to report on at this time.

USET Area Aggregate

COVID-19 Vaccination Report as of 12/08/2021

Prepared by the USET Tribal Epidemiology Center

Data for Reporting Facilities in the IHS Nashville Area as of 12/07/2021

Number of First Doses Administered: 8061
(14.6% of the User Population)

Total Number of Doses Administered: 65511
(108% of Vaccine Anticipated
for Administration Administered)

Percentage of User Population Fully Vaccinated
(Received Both Doses): 48.6%

Percentage of Population Fully Vaccinated

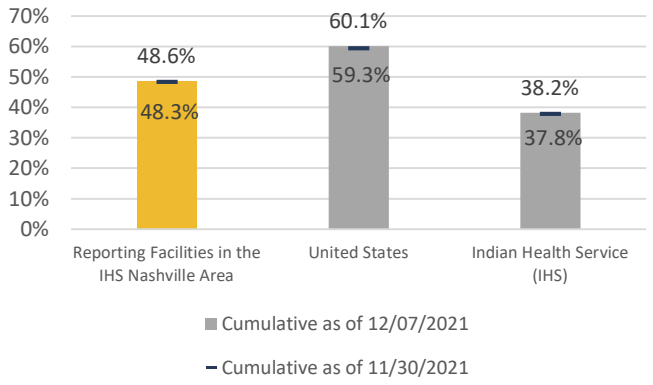

Percentage of Population Fully Vaccinated

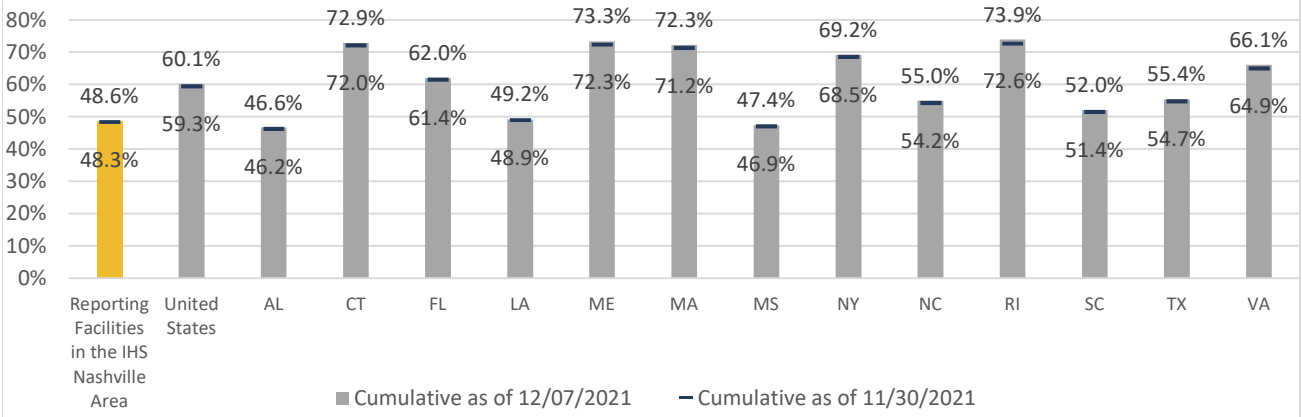

Percentage of Delivered COVID-19 Vaccination Doses That Have Been Administered

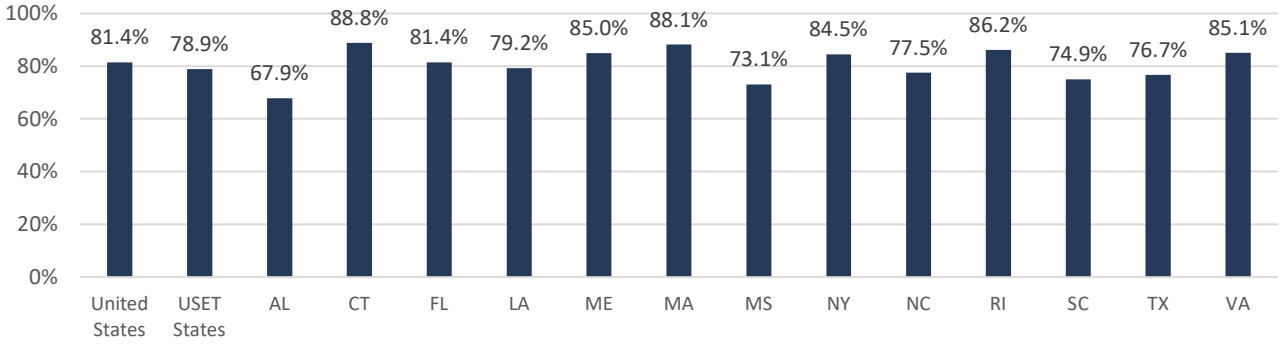

Data is mined from the Centers for Disease Control and Prevention's COVID-19 Data Tracker on Tuesdays. Additional data for the "Percentage of Population Fully Vaccinated" graphs and data table are obtained from daily reports from the Indian Health Service (IHS) COVID-19 Dashboard.