

FY 2023 NATIVE AMERICAN CROSSCUT

FEDERAL FUNDING FOR PROGRAMS THAT BENEFIT NATIVE AMERICANS
2020-2023 PRESIDENT'S BUDGET

Purpose

The Office of Management and Budget (OMB) publishes the Native American Crosscut to provide further budget transparency to Tribal Governments and entities with Tribal equities such as Tribes, Tribal organizations, Tribal members, Federal agencies, Federal and Tribal policy officials, and Congressional members and staff. The FY 2023 Native American Crosscut includes the table *Federal Funding for Programs that Benefit Native Americans, 2020-2023 President's Budget*, a Chart Supplement, and an Appendix.

Federal Funding for Programs that Benefit Native Americans, 2020-2023 President's Budget (In Millions of Dollars)														
Program		FY 2021				FY 2022				FY 2023		FY 2022 BIL Funding	FY 2023 BIL Funding	Appendix References
		President's Budget		Enacted Budget		President's Budget		Enacted Budget		President's Budget				
		Discretionary	Mandatory	Discretionary	Mandatory	Discretionary	Mandatory	Discretionary	Mandatory	Discretionary	Mandatory			
Alyce Spotted Bear and Walter Soboleff Commission on Native Children	Study of programs that serve Tribal children	-	-	0.5	-	-	-	0.2	-	-	-	-	-	1
Army Corps of Engineers	Tribal Partnership Program	0.5	-	11.1	-	2.2	-	15.1	-	-	-	3.3	-	2
Corporation for National and Community Service	Corporation for National and Community Service	8.0	6.1	6.1	6.1	8.3	-	6.1	-	8.3	-	-	-	3
Denali Commission		7.3	-	18.1	-	18.1	-	-	-	18.6	-	7.3	67.8	4
Department of Agriculture	Rural Development	-	-	-	-	-	-	-	-	-	-	-	-	
	Water and Waste Disposal Tribal Grants	25.0	-	25.0	-	25.0	-	26.0	-	36.0	-	-	-	5
	Rural Alaska Village Grants	18.0	-	18.0	-	18.0	-	18.0	-	26.0	-	-	-	
	Community Facilities Tribal College Initiative Grants	10.0	-	5.0	-	5.0	-	10.0	-	10.0	-	-	-	
	Rural Business Development Grants – Tribal Set-aside	-	-	4.0	-	4.0	-	4.0	-	4.0	-	-	-	
	Intermediary Relending Program – Tribal Set-aside	0.6	-	0.6	-	0.6	-	0.2	-	0.3	-	-	-	
	ReConnect Grants¹	-	-	139.0	-	154.0	-	88.0	-	132.0	-	-	-	
	Sec. 502 Direct Single Family Housing Loans	0.7	-	0.7	-	0.3	-	0.3	-	0.8	-	-	-	
	Sec. 504 Housing Repair Loans	0.1	-	0.1	-	0.1	-	0.1	-	0.5	-	-	-	
	Sec. 504 Housing Repair Grants	0.3	-	0.3	-	0.4	-	0.4	-	0.5	-	-	-	
	Sec. 502 Direct Native American Relending Program	-	-	-	-	-	-	-	-	6.9	-	-	-	
	National Institute of Food and Agriculture	22.0	-	36.0	-	31.0	-	37.0	-	60.0	-	-	-	6
	Office of the Secretary/Office of Tribal Relations	-	-	-	-	-	-	-	-	-	-	-	-	
	Office of Tribal Relations	1.0	-	1.0	-	3.0	-	2.0	-	6.0	-	-	-	7
	Forest Service	-	-	-	-	-	-	-	-	-	-	-	-	
	Research & Development	0.2	-	-	-	-	-	-	-	-	-	-	-	8
	Joint Chiefs	0.2	-	7.0	-	7.0	-	9.0	-	9.0	-	-	-	9
	Hazardous Fuels	-	-	-	-	-	-	0.3	-	-	-	5.7	5.7	10
	Forest Health Protection	-	-	0.2	0.2	0.2	-	0.3	-	-	-	-	-	11
	Ecosystem Management Coordination	-	-	-	-	-	-	1.0	-	1.1	-	-	-	12
	Recreation Heritage and Volunteer Resources	0.4	-	0.4	-	0.4	-	0.4	-	0.4	-	-	-	13
	Forest Management, Range Management and Vegetation Ecology	-	-	-	-	0.4	-	0.4	-	0.5	-	4.0	6.0	14
	Business Operations	0.2	-	0.3	-	0.3	-	0.3	-	0.3	-	-	-	15
	Risk Mapping	0.5	-	0.5	-	0.5	-	0.5	-	0.5	-	0.9	-	16
	Reverse 911	-	-	-	-	-	-	-	-	-	-	4.3	4.3	17
	WFM PODS	-	-	-	-	-	-	-	-	-	-	3.0	3.0	18
	Cooperative Forestry	-	-	-	-	-	-	-	-	-	-	2.0	4.0	19
	All Other	3.0	0.9	4.2	0.9	4.4	1.1	4.0	1.1	4.4	1.1	-	-	20
	Food and Nutrition Service (FNS)	-	-	-	-	-	-	-	-	-	-	-	-	
	Food Distribution Program on Indian Reservations (FDPIR)	-	134.0	-	166.1	4.0	126.0	4.0	126.0	4.0	145.0	-	-	21
	Supplemental Nutrition Assistance Program (SNAP)	-	1,266.0	-	1,725.0	-	2,158.0	-	2,046.0	-	2,232.0	-	-	22
	Child Nutrition Programs	-	571.0	-	1,390.0	-	818.0	-	1,410.0	-	651.0	-	-	23
	Special Supplemental Nutrition Program for Women, Infants and Children (WIC)	114.0	-	126.0	-	125.0	-	125.0	-	125.0	-	-	-	24
	Farm Service Agency (FSA)	-	-	-	-	-	-	-	-	-	-	-	-	
	FSA Native American Loans - Loan Level (Non-Add)	-	-	-	-	-	-	-	-	-	-	-	-	
Indian Land Acquisition and Indian Highly Fractionated Land	20.0	-	25.0	-	25.0	-	25.0	-	25.0	-	-	-	25	
Natural Resources Conservation Service (NRCS)	-	-	-	-	-	-	-	-	-	-	-	-		
Environmental Quality Incentives Program	-	40.0	-	54.0	-	40.0	-	40.0	-	40.0	-	-	26	
Wildlife Habitat Incentives Program	-	-	-	-	-	-	-	-	-	-	-	-	27	
Conservation Stewardship Program	-	3.0	-	17.0	-	12.0	-	12.0	-	12.0	-	-	28	
Agricultural Management Assistance Program	-	0.5	-	0.0	-	0.5	-	0.5	-	1.0	-	-	29	
Agricultural Water Enhancement Program	-	-	-	-	-	-	-	-	-	-	-	-	30	
Agricultural Conservation Easement Program	-	-	-	-	-	-	-	-	-	-	-	-	31	
Regional Conservation Partnership Program	-	5.0	-	3.0	-	3.0	-	3.0	-	3.0	-	-	32	
Watershed and Flood Prevention Operations	5.0	-	3.0	-	3.0	-	3.0	-	3.0	-	57.0	23.0	33	
Watershed Rehabilitation	5.0	-	3.0	-	-	-	-	-	-	-	1.0	1.0	34	
Emergency Watershed Protection Program	5.0	-	3.0	-	3.0	-	3.0	-	3.0	-	25.0	8.0	35	
	Subtotal, Department of Agriculture	231.2	2,020.4	402.3	3,356.2	414.5	3,158.6	362.1	3,638.6	459.2	3,085.1	102.9	55.0	
Department of Commerce	Minority Business Development Administration	3.9	-	3.9	-	3.9	-	3.9	-	3.9	-	-	-	36
	Economic Development Administration	-	-	-	-	-	-	-	-	-	-	-	-	
	Economic Assistance Grants	-	-	19.5	100.0	-	-	-	-	-	-	-	-	37
	National Oceanic and Atmospheric Administration (NOAA)	3.9	-	21.6	-	30.7	-	19.3	-	23.4	-	12.1	12.1	38

Federal Funding for Programs that Benefit Native Americans, 2020-2023 President's Budget (In Millions of Dollars)														
Program		FY 2021				FY 2022				FY 2023		FY 2022 BIL Funding	FY 2023 BIL Funding	Appendix References
		President's Budget		Enacted Budget		President's Budget		Enacted Budget		President's Budget				
		Discretionary	Mandatory	Discretionary	Mandatory	Discretionary	Mandatory	Discretionary	Mandatory	Discretionary	Mandatory			
	National Telecommunications and Information Administration	-	-	-	-	-	-	-	-	-	-	-	-	
	<i>Tribal Broadband Connectivity Program</i>	-	-	-	980.0	-	-	-	-	-	-	1,000.0	1,000.0	39
	Subtotal, Department of Commerce	7.8	-	45.0	1,080.0	34.6	-	23.2	-	27.3	-	1,012.1	1,012.1	
Department of Defense	<i>Native American Lands Environmental Mitigation Program</i>	12.0	-	37.0	-	12.0	-	45.0	-	12.0	-	-	-	40
Department of Education	Impact Aid - Basic Support	751.0	-	769.0	-	769.0	-	790.0	-	785.0	-	-	-	41
	Indian Education (LEA grants)	105.0	-	105.0	-	110.0	-	110.0	-	110.0	-	-	-	42
	Special Education Grants to States	100.0	-	100.0	-	100.0	-	100.0	-	103.0	-	-	-	43
	Title I - LEA Grants	-	-	116.0	-	256.0	-	123.0	-	255.0	-	-	-	44
	Other	190.0	57.0	628.0	57.0	230.0	67.0	216.0	59.0	236.0	62.0	-	-	45
	Special Education Grants to States	161.0	-	160.0	32.0	192.0	-	165.0	-	201.0	-	-	-	46
	Title I - LEA Grants	-	-	245.0	-	542.0	-	258.0	-	303.0	236.0	-	-	47
	Other	1,090.0	2,400.0	1,756.0	3,538.0	1,636.0	2,338.0	1,158.0	2,138.0	1,607.0	2,191.0	-	-	48
	Tribal Colleges and Universities	-	-	-	-	-	-	-	-	-	-	-	-	-
	<i>Strengthening Tribally Controlled Colleges and Universities</i>	37.0	28.0	38.0	28.0	53.0	87.0	44.0	28.0	53.0	30.0	-	-	49
	Tribal Colleges and Universities	-	-	-	-	-	-	-	-	-	-	-	-	-
	<i>Tribally Controlled Postsecondary Career and Technical Institutions</i>	25.0	-	17.0	-	17.0	-	17.0	-	17.0	-	-	-	50
		Subtotal, Department of Education	2,459.0	2,485.0	3,934.0	3,655.0	3,905.0	2,492.0	2,981.0	2,225.0	3,670.0	2,519.0	-	-
Department of Energy	Weatherization	-	-	-	-	-	-	-	-	-	-	-	-	-
	<i>OWIP</i>	0.1	-	0.1	-	0.1	-	0.1	-	0.1	-	0.7	-	51
	Office of Indian Energy Policy & Programs	7.0	-	22.0	-	122.0	-	58.0	-	150.0	-	-	-	52
	Tribal Energy Loan Guarantee Program	(8.5)	-	2.0	-	2.0	-	2.0	-	1.9	-	-	-	53
	NNSA Tribal Education Partnership Program (TEPP)	5.0	-	5.0	-	5.0	-	10.0	-	5.0	-	-	-	54
	Legacy Management	-	-	-	-	-	-	-	-	-	-	-	-	-
	<i>Long Term Surveillance and Maintenance (LTS&M) Program</i>	7.4	-	7.4	-	7.8	-	7.8	-	8.5	-	-	-	55
	<i>Applied Studies and Technology (AS&T) Program</i>	0.1	-	0.1	-	0.1	-	0.1	-	0.1	-	-	-	-
	<i>Defense-Related Uranium Mine (DRUM) Program</i>	-	-	-	-	6.5	-	6.5	-	6.6	-	-	-	-
	<i>Education, Communication, History, and Outreach (ECHO) Program</i>	0.6	-	0.6	-	0.6	-	0.6	-	0.6	-	-	-	-
	<i>Environmental Justice (EJ) Program</i>	0.0	-	0.0	-	0.0	-	0.0	-	3.3	-	-	-	-
	Nuclear Energy	1.2	-	1.2	-	1.2	-	1.2	-	1.2	-	-	-	56
		Subtotal, Department of Energy	12.9	-	38.4	-	145.3	-	86.3	-	177.2	-	0.7	-
Department of Health and Human Services	Substance use And Mental Health Services Administration (SAMHSA)	140.0	-	186.4	-	227.0	-	196.0	-	241.3	-	-	-	57
	National Institutes of Health (NIH)	207.2	-	305.3	-	354.8	-	298.7	-	343.7	-	-	-	58
	Administration for Community Living	50.4	-	51.1	32.0	92.1	-	52.7	-	93.6	-	-	-	59
	Centers for Disease Control and Prevention	72.3	-	72.3	-	72.8	-	72.8	-	72.8	-	-	-	60
	Gen GDM Office of Assistant Secretary of Health (OASH)	15.6	-	15.6	-	13.0	-	15.2	-	12.9	-	-	-	61
	Health Resources and Services Administration	-	-	-	-	-	-	-	-	-	-	-	-	-
	<i>Health Centers</i>	112.2	-	112.3	-	110.4	-	110.7	-	112.5	-	-	-	62
	<i>Centers of Excellence</i>	4.7	-	4.7	-	5.3	-	4.9	-	7.3	-	-	-	-
	<i>National Health Service Corps</i>	15.0	-	15.0	-	15.0	-	15.6	-	15.0	-	-	-	-
	<i>Maternal, Infant and Early Childhood Home Visiting Program</i>	-	11.3	-	11.3	-	11.3	-	11.3	-	14.0	-	-	-
	<i>Healthy Start</i>	5.0	-	5.1	-	5.1	-	5.3	-	5.8	-	-	-	-
	<i>Emergency Relief Grants - Part A - I</i>	3.3	-	3.3	-	3.3	-	3.4	-	3.3	-	-	-	-
	<i>Comprehensive Care - Part B - II</i>	10.5	-	10.5	-	10.8	-	10.8	-	10.8	-	-	-	-
	<i>Early Intervention Services - Part C - III</i>	1.4	-	1.4	-	1.5	-	1.4	-	1.5	-	-	-	-
	<i>Rural Health Outreach Grants</i>	1.8	-	1.7	-	1.8	-	1.7	-	1.8	-	-	-	-
	<i>Payment to Hawaii</i>	1.9	-	1.9	-	1.9	-	1.9	-	1.9	-	-	-	-
	Centers for Medicare & Medicaid Services	-	-	-	-	-	-	-	-	-	-	-	-	-
	<i>Tribal Affairs Spending</i>	3.4	-	3.6	-	4.2	-	-	4.3	4.3	-	-	-	63
	Indian Health Service (IHS) ⁵	-	-	-	-	-	-	-	-	-	-	-	-	-
	<i>Indian Health Service</i>	6,232.6	-	6,236.3	-	8,471.3	-	6,631.0	-	-	9,121.0	700.0	700.0	64
	<i>Special Diabetes Program for Indians</i>	-	150.0	-	150.0	-	150.0	-	150.0	-	150.0	-	-	65
	Administration for Children and Families (ACF)	-	-	-	-	-	-	-	-	-	-	-	-	-
	<i>Head Start</i>	309.0	-	316.0	26.0	321.0	-	315.0	-	324.0	-	-	-	66
	<i>Administration of Native Americans</i>	57.0	-	57.0	-	60.0	-	59.0	-	62.0	-	-	-	67
	<i>Child Care and Development Fund (CCDF)</i>	335.0	64.0	616.0	1,269.0	399.0	100.0	370.0	100.0	404.0	100.0	-	-	68
	<i>Low Income Home Energy Assistance</i>	42.0	-	43.0	-	43.0	-	45.0	-	45.0	-	1.0	1.0	69
	<i>Family Violence</i>	23.0	-	23.0	-	18.0	-	26.0	-	19.0	-	-	-	70
	<i>Community Services Block Grant</i>	-	-	7.0	-	7.0	-	7.0	-	7.0	-	-	-	71
	<i>Community-Based Child Abuse Prevention</i>	0.6	-	0.6	2.5	0.8	-	0.7	-	0.9	-	-	-	72

Federal Funding for Programs that Benefit Native Americans, 2020-2023 President's Budget (In Millions of Dollars)														
Program		FY 2021				FY 2022				FY 2023		FY 2022 BIL Funding	FY 2023 BIL Funding	Appendix References
		President's Budget		Enacted Budget		President's Budget		Enacted Budget		President's Budget				
		Discretionary	Mandatory	Discretionary	Mandatory	Discretionary	Mandatory	Discretionary	Mandatory	Discretionary	Mandatory			
	Tribal TANF Grants	-	179.0	-	262.0	-	208.0	-	208.0	-	208.0	-	-	73
	Promoting Safe and Stable Families	2.4	13.5	2.4	11.3	2.4	13.8	2.4	10.2	2.4	17.3	-	-	74
	Tribal TANF Healthy Marriage / Responsible Fatherhood	-	2.0	-	2.0	-	2.0	-	2.0	-	2.0	-	-	75
	Tribal Work Program	-	8.0	-	8.0	-	8.0	-	8.0	-	8.0	-	-	76
	Tribal Child Support	-	56.3	-	56.3	-	53.1	-	53.1	-	53.6	-	-	77
	Tribal Foster Care	-	10.9	-	10.9	-	12.1	-	12.1	-	12.4	-	-	78
	Child Welfare Services	7.0	-	7.0	-	7.1	-	7.2	-	7.5	-	-	-	79
	Personal Responsibility Education Program	-	3.3	-	2.8	-	3.3	-	3.3	-	3.3	-	-	80
	Subtotal, Department of Health and Human Services	7,653.2	498.3	8,098.4	1,844.1	10,248.5	561.6	8,254.2	562.3	1,800.1	9,689.7	701.0	701.0	
Department of Homeland Security	Departmental Management Operations	0.2	-	0.4	-	0.5	-	0.5	-	0.6	-	-	-	81
	Customs and Border Protection	-	-	-	-	-	-	-	-	-	-	-	-	
	Tribal Border Roads	-	-	5.0	-	-	-	5.0	-	-	-	-	-	82
	Federal Emergency Management Agency	-	-	-	-	-	-	-	-	-	-	-	-	
	Tribal Homeland Security Grant Program (THSGP)	10.0	-	15.0	-	15.0	-	15.0	-	15.0	-	-	-	83
	Tribal Cyber State and Local Funding	-	-	-	-	-	-	-	-	-	-	6.0	12.0	84
Subtotal, Department of Homeland Security	10.2	-	20.4	-	15.5	-	20.5	-	15.6	-	6.0	12.0		
Department of Housing and Urban Development	Native American Housing Block Grant	-	-	-	-	-	-	-	-	-	-	-	-	
	Native American Housing Block Grant	600.0	-	755.0	460.0	930.0	-	930.0	-	930.0	-	-	-	85
	Loan Level [Non-Add] 2	[30]	-	[46]	-	[50]	-	[50]	-	[50]	-	-	-	86
	Indian Community Development Block Grant (CDBG)	-	-	70.0	280.0	70.0	-	72.0	-	70.0	-	-	-	87
	Indian Housing Loan Guarantee	-	-	-	-	-	-	-	-	-	-	-	-	
	Indian Housing Loan Guarantee	2.0	-	2.0	-	3.5	-	3.5	-	5.5	-	-	-	88
	Indian Housing Loan Guarantee	-	-	-	-	-	-	-	-	-	-	-	-	
	Loan Level [Non-Add] 2	[1,000]	-	[1,000]	-	[1,400]	-	[1,400]	-	[1,400]	-	-	-	89
Tribal HUD-VA Supportive Housing	[4]	-	[5]	-	[5]	-	[5]	-	[5]	-	-	-	90	
Subtotal, Department of Housing and Urban Development	602.0	-	827.0	740.0	1,003.5	-	1,005.5	-	1,005.5	-	-	-		
Department of the Interior	Bureau of Land Management	16.9	-	19.3	-	19.9	-	19.9	-	19.9	-	-	-	91
	DOI Fire	203.6	-	222.8	-	219.9	-	306.2	-	260.0	-	20.0	64.0	92
	Bureau of Reclamation4	146.9	120.0	154.2	120.0	199.4	120.0	210.4	120.0	53.4	154.0	221.8	-	93
	Fish and Wildlife Service	6.8	-	12.9	-	22.5	-	16.5	-	17.2	-	-	-	94
	National Park Service	9.0	-	21.7	-	31.6	-	23.7	-	35.4	-	-	-	95
	Bureau of Trust Funds Administration	108.4	147.0	108.4	239.0	110.7	486.0	109.6	243.0	112.7	249.0	-	-	96
	Office of Surface Mining Reclamation and Enforcement	2.8	2.1	2.5	0.9	2.5	1.0	2.5	0.8	2.5	0.7	724.9	724.9	97
	United States Geological Survey (USGS)3	0.1	-	3.7	-	18.7	-	17.6	-	29.6	-	-	-	98
	Bureau of Indian Affairs (BIA)	-	-	-	-	-	-	-	-	-	-	-	-	
	Contract Support Costs 6	285.5	-	232.9	-	346.5	-	346.5	-	-	409.0	-	-	99
	Operation of Indian Programs	1,446.7	-	1,616.5	-	1,916.1	-	1,820.3	-	2,082.0	-	43.2	43.2	100
	Construction	59.8	-	128.8	-	188.0	-	146.8	-	205.7	-	50.0	50.0	101
	Land/Water Settlements	43.9	-	45.6	-	75.8	-	1.0	-	0.8	-	1,443.6	0	102
	Indian Guaranteed Loan Program	0.9	-	11.8	-	11.8	-	11.8	-	13.9	-	-	-	103
	Loan Level [Non-Add]	[0]	-	[82.9]	-	[103.5]	-	[103.5]	-	[150.2]	-	-	-	104
	Payments for Tribal Leases 6	21.6	-	9.9	-	36.6	-	36.6	-	-	55.4	-	-	105
	Indian Land Consolidation	-	-	-	-	150.0	-	7.0	-	80.0	-	-	-	106
	Other Permanent Appropriations	-	126.2	-	213.8	-	122.5	-	216.0	-	214.1	-	-	107
	Bureau of Indian Education	-	-	-	-	-	-	-	-	-	-	-	-	
	Education Construction	68.9	-	264.3	-	264.3	-	264.3	-	420.1	-	-	-	108
	Operation of Indian Education Programs	875.7	-	973.1	-	1,083.6	-	1,017.6	-	1,155.6	-	-	-	109
	Office of the Secretary	-	-	-	-	-	-	-	-	-	-	-	-	
	Energy Community Revitalization Program	-	-	-	-	20.0	-	0.4	-	10.0	-	15.0	96.4	110
	ILJA/BIL Ecosystem Restoration Program	-	-	-	-	-	-	-	-	-	-	4.9	1.2	111
	Office of Natural Resources Revenue	44.0	-	46.7	-	54.9	-	54.5	-	57.3	-	-	-	112
	Appraisal and Valuation Services Office, Indian Land Appraisals	11.2	-	11.2	-	13.6	-	12.3	-	14.3	-	-	-	113
	Indian Arts and Crafts Board	1.3	-	1.3	-	1.4	-	1.4	-	1.7	-	-	-	114
Subtotal, Department of the Interior	3,354.0	395.3	3,887.6	573.7	4,787.8	729.5	4,426.9	579.8	4,572.1	1,082.2	2,523.4	979.7		
Department of Justice	Office on Violence Against Women	56.5	-	58.1	-	104.1	-	65.9	-	99.2	-	-	-	115
	Community Oriented Policing Services	11.0	-	32.5	-	46.0	-	34.5	-	46.0	-	-	-	116
	Office of Justice Programs	131.8	115.0	56.0	157.8	80.0	132.5	64.0	130.0	80.0	87.5	-	-	117

Federal Funding for Programs that Benefit Native Americans, 2020-2023 President's Budget (In Millions of Dollars)														
Program		FY 2021				FY 2022				FY 2023		FY 2022 BIL Funding	FY 2023 BIL Funding	Appendix References
		President's Budget		Enacted Budget		President's Budget		Enacted Budget		President's Budget				
		Discretionary	Mandatory	Discretionary	Mandatory	Discretionary	Mandatory	Discretionary	Mandatory	Discretionary	Mandatory			
	Justice (w/o grants)	-	-	-	-	-	-	-	-	-	-	-	-	
	Bureau of Prisons	154.0	-	145.0	-	149.0	-	149.0	-	202.0	-	-	-	118
	Environment and Natural Resources Division	8.0	-	9.9	-	9.9	-	-	-	10.0	-	-	-	119
	Criminal Division	1.2	-	1.2	-	1.6	-	-	-	1.8	-	-	-	120
	Civil Division	0.3	-	0.8	-	0.8	-	-	-	0.2	-	-	-	121
	U.S. Attorneys	22.0	-	43.7	-	58.0	-	-	-	78.4	-	-	-	122
	Office of Tribal Justice	1.8	-	1.7	-	1.8	-	-	-	2.5	-	-	-	123
	Federal Bureau of Investigation	44.0	-	54.8	-	82.0	-	-	-	84.6	-	-	-	124
	Subtotal, Department of Justice	430.6	115.0	403.7	157.8	533.2	132.5	313.4	130.0	604.7	87.5	-	-	
Department of Labor	Native American Programs - Employment and Training	-	-	-	-	-	-	-	-	-	-	-	-	
	Indian and Native American Programs	-	-	56.0	-	58.0	-	57.0	-	64.0	-	-	-	125
	Youth Activities Formula Grants	14.0	-	14.0	-	14.0	-	14.0	-	14.0	-	-	-	126
	Subtotal, Department of Labor	14.0	-	70.0	-	72.0	-	71.0	-	78.0	-	-	-	
Department of the Treasury	Native American CDFI Assistance Program	-	-	16.5	-	21.5	-	21.5	-	21.5	-	-	-	127
	Homeowner Assistance Fund	-	-	-	498.0	-	-	-	-	-	-	-	-	128
	Emergency Rental Assistance	-	-	-	800.0	-	-	-	-	-	-	-	-	129
	Coronavirus Capital Projects Fund	-	-	-	100.0	-	-	-	-	-	-	-	-	130
	Local Assistance and Tribal Consistency Fund	-	-	-	500.0	-	-	-	-	-	-	-	-	131
	State and Local Fiscal Recovery Fund	-	-	-	20,000.0	-	-	-	-	-	-	-	-	132
	State Small Business Credit Initiative	-	-	-	709.0	-	-	-	-	-	-	-	-	133
	Subtotal, Department of the Treasury	-	-	16.5	22,607.0	21.5	-	21.5	-	21.5	-	-	-	
Department of Transportation	Federal Highway Administration	-	-	-	-	-	-	-	-	-	-	-	-	
	Tribal Transportation Program	505.0	-	505.0	-	505.0	-	594.5	-	608.0	-	70.0	90.0	134
	National Highway Traffic Safety Administration (NHTSA)	5.9	-	5.9	-	7.6	-	7.6	-	7.6	-	0.4	0.4	135
	Federal Transit Administration	-	-	-	-	-	-	-	-	-	-	-	-	
	Public Transportation on Indian Reservations Competitive And Formula	35.0	-	35.0	-	35.0	-	44.0	-	45.0	-	-	-	136
	Pipeline&Hazardous Material Safety Admin HazMat Emerg Planning	1.0	-	1.0	-	1.0	-	1.0	-	1.0	-	-	-	137
	Subtotal, Department of Transportation	546.9	-	546.9	-	548.6	-	647.1	-	661.6	-	70.4	90.4	
Department of Veterans Affairs	Reimbursement from VA Medical Care to IHS and Tribal Health Programs	15.8	-	28.0	-	30.0	-	31.2	-	32.3	-	-	-	138
	Native American Direct Home Loans	-	-	-	-	-	-	-	-	-	-	-	-	
	Native American Veterans Housing Loan Program	1.0	-	1.0	1.0	1.0	-	1.0	3.0	1.0	-	-	-	139
	Loan Level [Non-Add]	[13]	-	[12]	-	[13]	-	[11]	-	[11]	-	-	-	140
	Subtotal, Department of Veterans Affairs	16.8	-	29.0	1.0	31.0	-	32.2	3.0	33.3	-	-	-	
Environmental Protection Agency	Air Programs (OAR) ¹	14.1	-	18.9	-	27.9	-	18.9	-	58.3	-	-	-	141
	Tribal Programs (OITA) ¹	58.1	-	79.5	-	93.2	-	93.4	-	101.1	-	-	-	142
	Water Programs (OW) (includes SRFs) ¹	86.0	-	155.0	-	171.0	-	155.0	-	331.0	-	-	-	143
	Chemical Safety&Pollution Prevention (OCSPP) ¹	3.0	-	3.0	-	3.2	-	3.0	-	3.2	-	-	-	144
	Solid Waste / Superfund (OSWER) ¹	41.5	-	44.2	-	44.2	-	44.2	44.2	44.2	-	-	-	145
	Enforcement (OECA) ¹	7.2	-	7.2	-	7.3	-	7.2	-	14.9	-	-	-	146
	General Counsel (OGC) ¹	0.7	-	0.7	-	0.7	-	0.7	-	0.7	-	-	-	147
	Office of Mission Support (OMS) ¹	1.3	-	2.5	-	2.5	-	2.5	-	8.2	-	-	-	148
	Administrator's Office (AO) ¹	-	-	-	-	10.0	-	-	-	25.0	-	-	-	149
		Subtotal, Environmental Protection Agency	211.9	-	311.0	-	360.0	-	324.9	44.2	586.6	-	-	-
Federal Communications Commission	FCC Programs	28.0	504.0	28.0	542.0	52.0	791.0	52.0	791.0	52.0	689.0	44.0	106.0	150
Federal Permitting Improvement Steering Council (FPISC)	Tribal Consultation Improvement Programs	0.9	-	0.8	-	0.8	-	0.8	-	0.8	-	-	-	151
Institute of American Indian and Alaska Native Culture and Arts (IAIA)	Institute Operations and Education	10.7	-	10.8	-	11.0	-	11.5	-	11.8	-	-	-	152
Institute of Museum and Library Services		-	-	8.0	-	8.0	-	-	-	-	-	-	-	153
Morris K. Udall Foundation - Native Nations Institute		1.0	-	1.0	-	1.0	-	1.0	-	1.0	-	-	-	154
National Aeronautics and Space Administration	MAIANSE Active Awards (MUREP)	-	-	1.9	-	4.0	-	3.1	-	3.7	-	-	-	155
	Transformative Aeronautics Concepts Program	-	-	-	-	0.0	-	-	-	-	-	-	-	156
	Integrated Aviation Systems Program	-	-	-	-	0.1	-	-	-	-	-	-	-	157
	NASA STMD's SBIR/STTR Program	2.4	-	2.4	-	-	-	-	-	-	-	-	-	158

Federal Funding for Programs that Benefit Native Americans, 2020-2023 President's Budget (In Millions of Dollars)														
Program		FY 2021				FY 2022				FY 2023		FY 2022 BIL Funding	FY 2023 BIL Funding	Appendix References
		President's Budget		Enacted Budget		President's Budget		Enacted Budget		President's Budget				
		Discretionary	Mandatory	Discretionary	Mandatory	Discretionary	Mandatory	Discretionary	Mandatory	Discretionary	Mandatory			
	Science Activation Program	1.5	-	1.5	-	2.1	-	2.1	-	2.4	-	-	-	159
	Subtotal, National Aeronautics and Space Administration	3.9	-	5.8	-	6.2	-	5.2	-	6.1	-	-	-	
National Science Foundation	Tribal Colleges and Universities Program	12.5	-	16.5	-	21.0	-	17.5	-	23.0	-	-	-	160
	Arctic Social Sciences Program	4.5	-	6.1	-	5.2	-	4.0	-	5.2	-	-	-	161
	Subtotal, National Science Foundation	17.0	-	22.6	-	26.2	-	21.5	-	28.2	-	-	-	
Nuclear Regulatory Commission	Nuclear Materials and Waste Safety	-	-	-	-	-	-	-	-	-	-	-	-	
	Nuclear Materials Users	0.6	-	0.6	-	0.6	-	-	-	0.8	-	-	-	162
Office of Navajo and Hopi Indian Relocation	Relocation Activities	4.0	-	4.0	-	4.0	-	3.2	-	4.0	-	-	-	163
Office of Personnel Management	Trust Fund Annual Account	1.0	-	1.0	-	1.0	-	1.6	-	1.9	-	-	-	164
Small Business Administration	Small Business Loan Guarantee programs loan levels [Non-Add] ²	-	-	-	-	-	-	-	-	-	-	-	-	
	7a	90.0	-	90.0	-	180.0	-	180.0	-	210.0	-	-	-	165
	Small Business Loan Guarantee programs loan levels [Non-Add] ²	-	-	-	-	-	-	-	-	-	-	-	-	
	504	2.0	-	2.0	-	66.0	-	66.0	-	54.0	-	-	-	
	Small Business Loan Guarantee programs loan levels [Non-Add] ²	-	-	-	-	-	-	-	-	-	-	-	-	
	PPP	-	-	1,702.0	-	-	-	-	-	-	-	-	-	
	Small Business Administration	-	-	-	-	-	-	-	-	-	-	-	-	
	Native American Affairs	1.5	-	2.0	-	3.0	-	3.0	-	3.0	-	-	-	166
	Subtotal, Small Business Administration	93.5	-	1,796.0	-	249.0	-	249.0	-	267.0	-	-	-	
Smithsonian Institution	Various programs	63.0	-	63.0	-	64.0	-	64.0	-	65.0	-	-	-	167
TOTAL ⁷		19,155.9	6,419.4	24,532.1	35,136.7	27,373.3	8,594.7	23,472.9	8,553.7	18,761.2	18,234.7	6,994.4	4,003.7	

/1 Tribal funding for BIL in FY 2022 and FY 2023 has not yet been determined

/2 Loan-Level refers to the total amount of loans (from various sources) made with funding enacted for direct and guaranteed loan program

/3 Due to a re-baselining in FY 2022, the USGS totals reported for FY 2021 are not comparable to those reported FY 2022 or FY 2023

/4 Decrease in FY 2023 is due to active water settlements being satisfied by allocations from the IWRs Completion Fund established BIL

/5 The FY 2023 Budget proposes to shift the Indian Health Service (IHS) from discretionary to mandatory and requests \$9.1 billion in FY 2023 and a total of \$248 billion in the ten-year window

/6 The FY2023 Budget proposes to shift the Bureau of Indian Affairs (BIA) costs for Contract Support Costs (CSC) 105(l) Leases

/7 Discretionary totals in the FY 2023 Budget are reduced due to the shift of funding for several programs including IHS and BIA Contract Support Costs and 105(l) Leases from discretionary to mandatory

CHART SUPPLEMENT

FY 2023 NATIVE AMERICAN CROSSCUT

Purpose

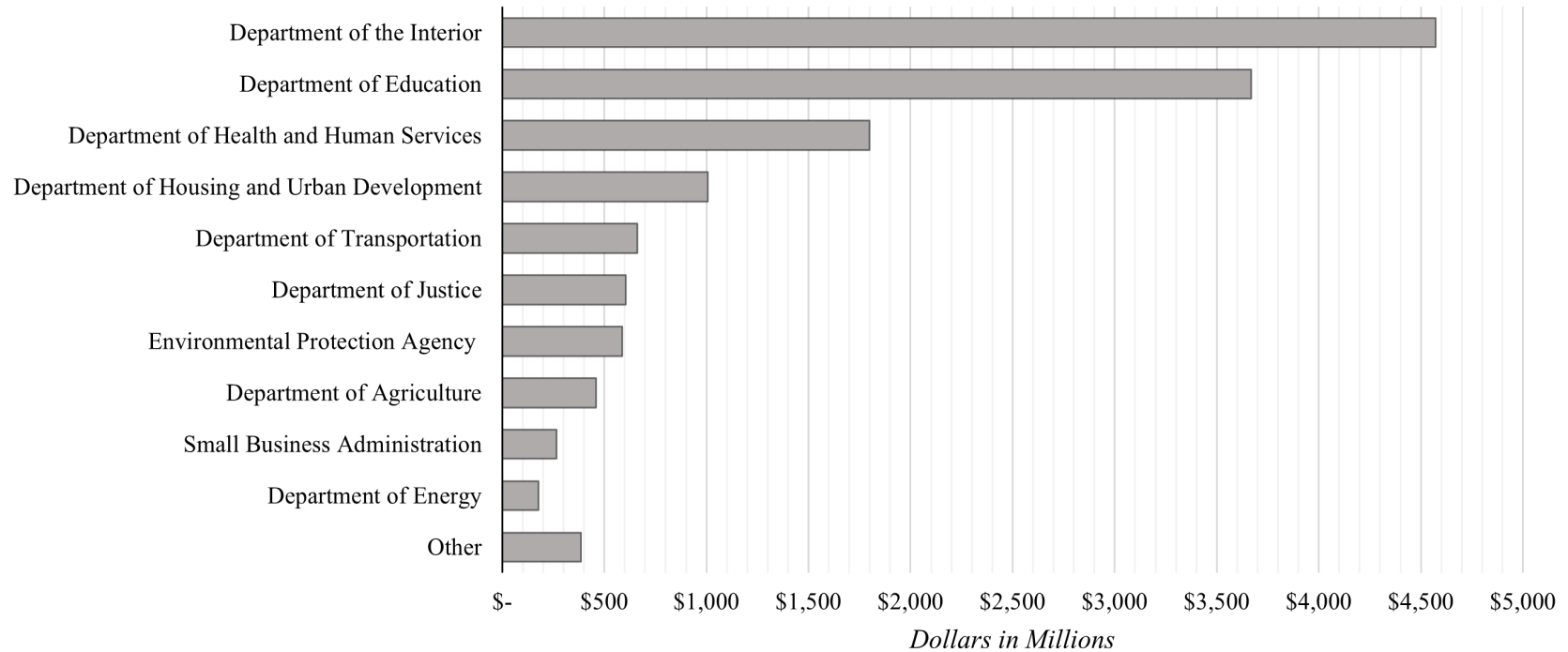
To provide further transparency to Tribal Governments and entities with Tribal equities such as Tribes, Tribal organizations, Tribal members, Federal agencies, Federal and Tribal policy officials, and Congressional members and staff, the Chart Supplement to the FY 2023 Native American Crosscut provides additional summary tables, charts, and graphs. This Chart Supplement should be cross referenced with the FY 2023 Native American Crosscut table *Federal Funding for Programs that Benefit Native Americans*.

Federal Funding for Programs that Benefit Native Americans, 2021 - 2023 President's Budget
Summary by Program
(In Millions of Dollars)

Program	FY 2021				FY 2022				FY 2023		FY 2022 BIL Funding	FY 2023 BIL Funding
	President's Budget		Enacted Budget		President's Budget		Enacted Budget		President's Budget			
	Discretionary	Mandatory	Discretionary	Mandatory	Discretionary	Mandatory	Discretionary	Mandatory	Discretionary	Mandatory		
Alyce Spotted Bear and Walter Soboleff Commission on Native Children	-	-	0.5	-	-	-	0.2	-	-	-	-	-
Army Corps of Engineers	0.5	-	11.1	-	2.2	-	15.1	-	-	-	3.3	-
Corporation for National and Community Service	8.0	6.1	6.1	6.1	8.3	-	6.1	-	8.3	-	-	-
Denali Commission	7.3	-	18.1	-	18.1	-	-	-	18.6	-	7.3	67.8
Department of Agriculture	231.2	2,020.4	402.3	3,356.2	414.5	3,158.6	362.1	3,638.6	459.2	3,085.1	102.9	55.0
Department of Commerce	7.8	-	45.0	1,080.0	34.6	-	23.2	-	27.3	-	1,012.1	1,012.1
Department of Defense	12.0	-	37.0	-	12.0	-	45.0	-	12.0	-	-	-
Department of Education	2,459.0	2,485.0	3,934.0	3,655.0	3,905.0	2,492.0	2,981.0	2,225.0	3,670.0	2,519.0	-	-
Department of Energy	12.9	-	38.4	-	145.3	-	86.3	-	177.2	-	0.7	-
Department of Health and Human Services	7,653.2	498.3	8,098.4	1,844.1	10,248.5	561.6	8,254.2	562.3	1,800.1	9,689.7	701.0	701.0
Department of Homeland Security	10.2	-	20.4	-	15.5	-	20.5	-	15.6	-	6.0	12.0
Department of Housing and Urban Development	602.0	-	827.0	740.0	1,003.5	-	1,005.5	-	1,005.5	-	-	-
Department of the Interior	3,354.0	395.3	3,887.6	573.7	4,787.8	729.5	4,426.9	579.8	4,572.1	1,082.2	2,523.4	979.7
Department of Justice	430.6	115.0	403.7	157.8	533.2	132.5	313.4	130.0	604.7	87.5	-	-
Department of Labor	14.0	-	70.0	-	72.0	-	71.0	-	78.0	-	-	-
Department of the Treasury	-	-	16.5	22,607.0	21.5	-	21.5	-	21.5	-	-	-
Department of Transportation	546.9	-	546.9	-	548.6	-	647.1	-	661.6	-	70.4	90.4
Department of Veterans Affairs	16.8	-	29.0	1.0	31.0	-	32.2	3.0	33.3	-	-	-
Environmental Protection Agency	211.9	-	311.0	-	360.0	-	324.9	44.2	586.6	-	-	-
Federal Communications Commission	28.0	504.0	28.0	542.0	52.0	791.0	52.0	791.0	52.0	689.0	44.0	106.0
Federal Permitting Improvement Steering Council (FPISC)	0.9	-	0.8	-	0.8	-	0.8	-	0.8	-	-	-
Institute of American Indian and Alaska Native Culture and Arts (IAIA)	10.7	-	10.8	-	11.0	-	11.5	-	11.8	-	-	-
Institute of Museum and Library Services	-	-	8.0	-	8.0	-	-	-	-	-	-	-
Morris K. Udall Foundation - Native Nations Institute	1.0	-	1.0	-	1.0	-	1.0	-	1.0	-	-	-
National Aeronautics and Space Administration	3.9	-	5.8	-	6.2	-	5.2	-	6.1	-	-	-
National Science Foundation	17.0	-	22.6	-	26.2	-	21.5	-	28.2	-	-	-
Nuclear Regulatory Commission	0.6	-	0.6	-	0.6	-	-	-	0.8	-	-	-
Office of Navajo and Hopi Indian Relocation	4.0	-	4.0	-	4.0	-	3.2	-	4.0	-	-	-
Office of Personnel Management	1.0	-	1.0	-	1.0	-	1.6	-	1.9	-	-	-
Small Business Administration	93.5	-	1,796.0	-	249.0	-	249.0	-	267.0	-	-	-
Smithsonian Institution	63.0	-	63.0	-	64.0	-	64.0	-	65.0	-	-	-
TOTALS/1	15,801.9	6,024.1	20,644.5	34,563.0	22,585.5	7,865.2	19,046.0	7,973.9	14,190.1	17,152.5	4,471.0	3,024.0

/1 The FY 2023 Budget proposes to shift Bureau of Indian Affairs funding for Contract Support Costs and 105(l) Leases and the Indian Health Service (IHS) from discretionary to mandatory.

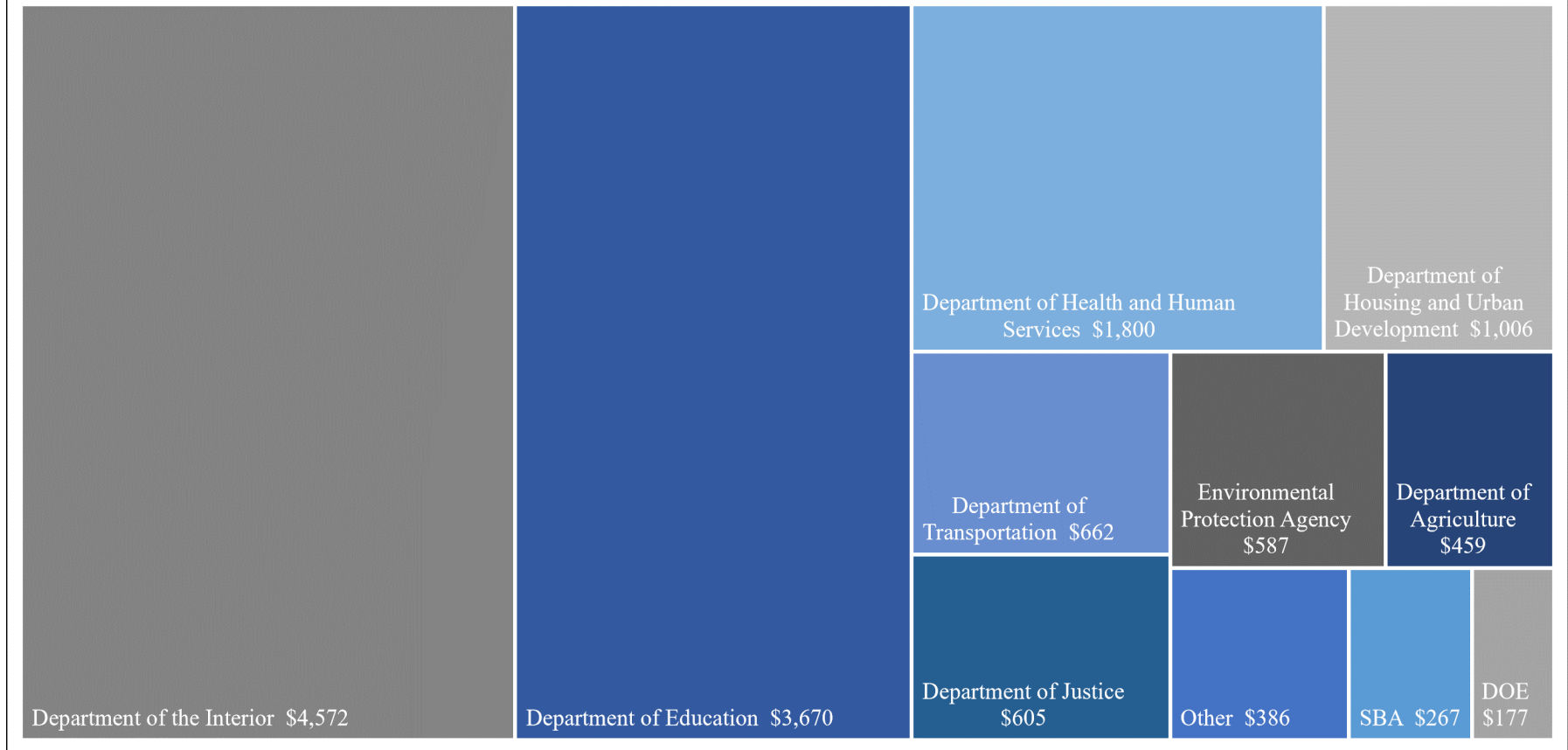
FY 2023 President's Budget Discretionary



The FY 2023 Budget proposes to shift Bureau of Indian Affairs funding for Contract Support Costs and 105(l) Leases and the Indian Health Service (IHS) from discretionary to mandatory.

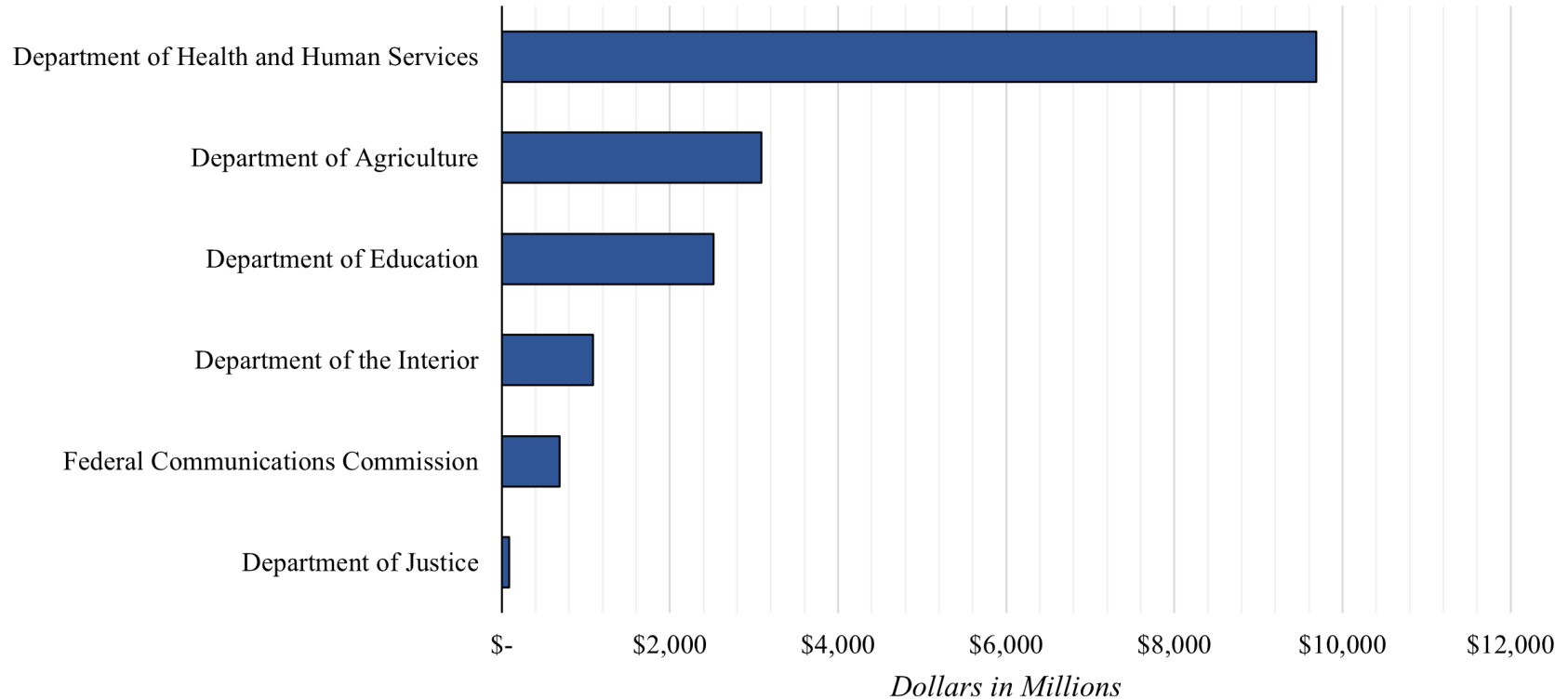
FY 2023 President's Budget Discretionary

Dollars in Millions



The FY 2023 Budget proposes to shift Bureau of Indian Affairs funding for Contract Support Costs and 105(l) Leases and the Indian Health Service (IHS) from discretionary to mandatory.

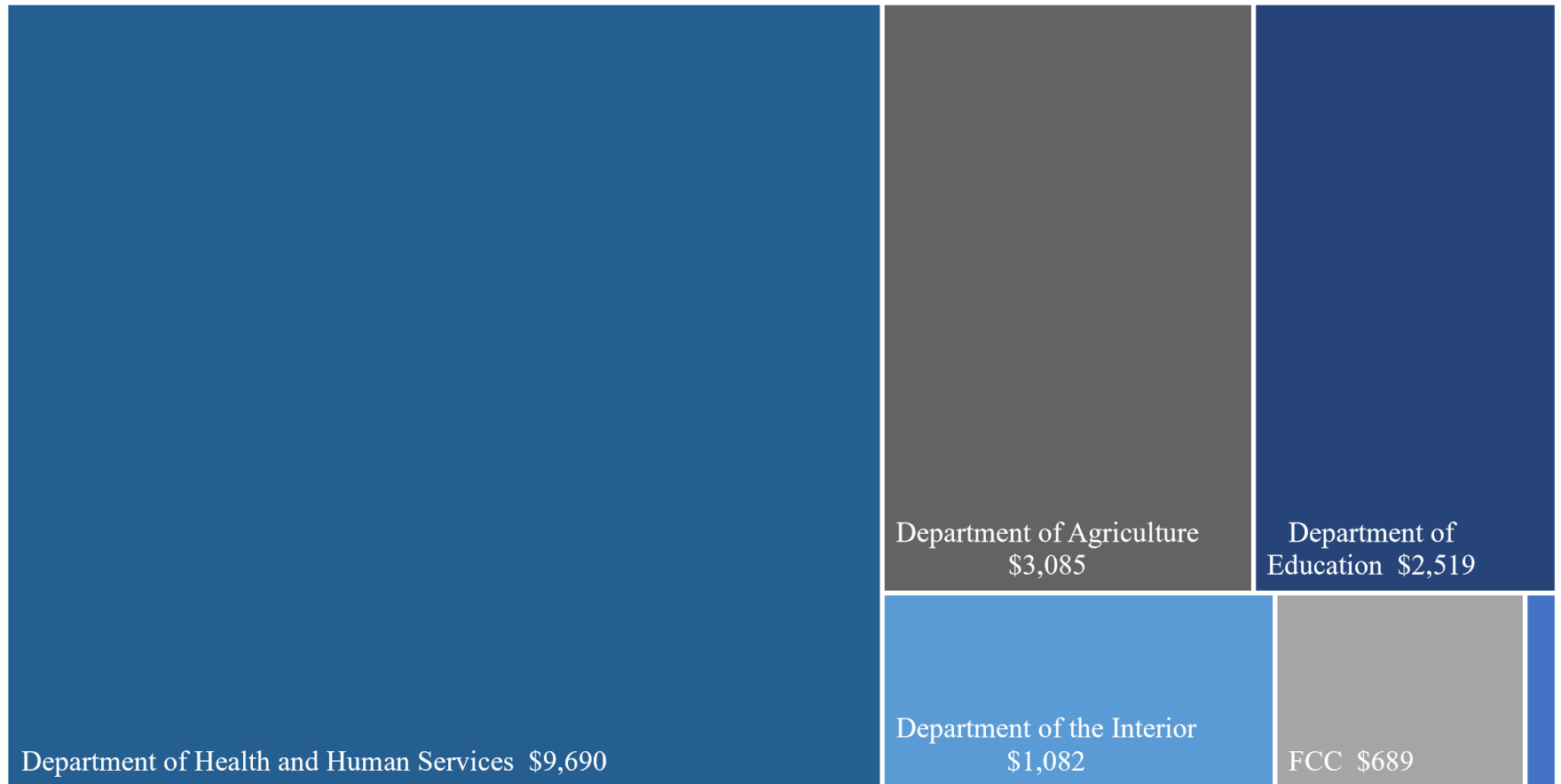
FY 2023 President's Budget Mandatory



The FY 2023 Budget proposes to shift Bureau of Indian Affairs funding for Contract Support Costs and 105(l) Leases and the Indian Health Service (IHS) from discretionary to mandatory.

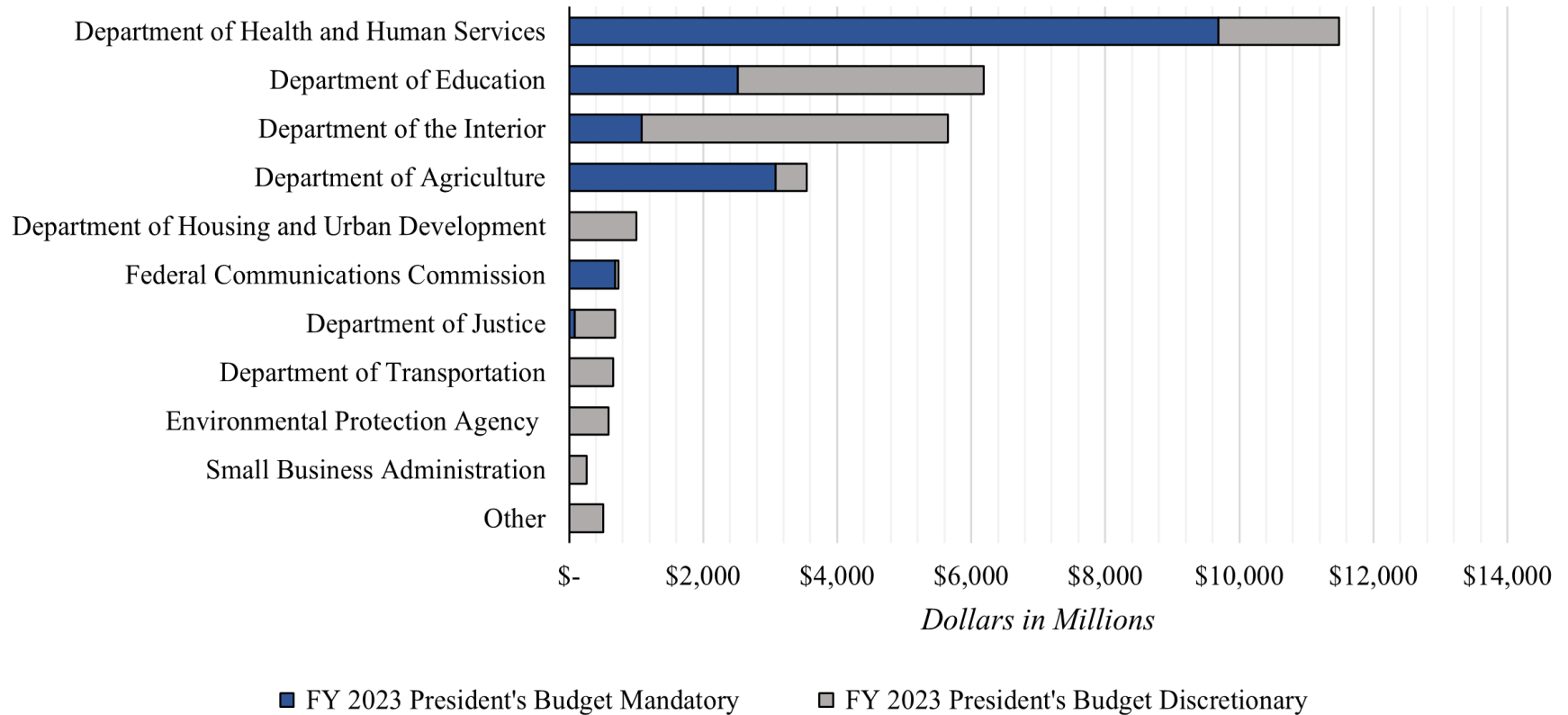
FY 2023 President's Budget Mandatory

Dollars in Millions



The FY 2023 Budget proposes to shift Bureau of Indian Affairs funding for Contract Support Costs and 105(l) Leases and the Indian Health Service (IHS) from discretionary to mandatory.

FY 2023 President's Budget Mandatory and Discretionary

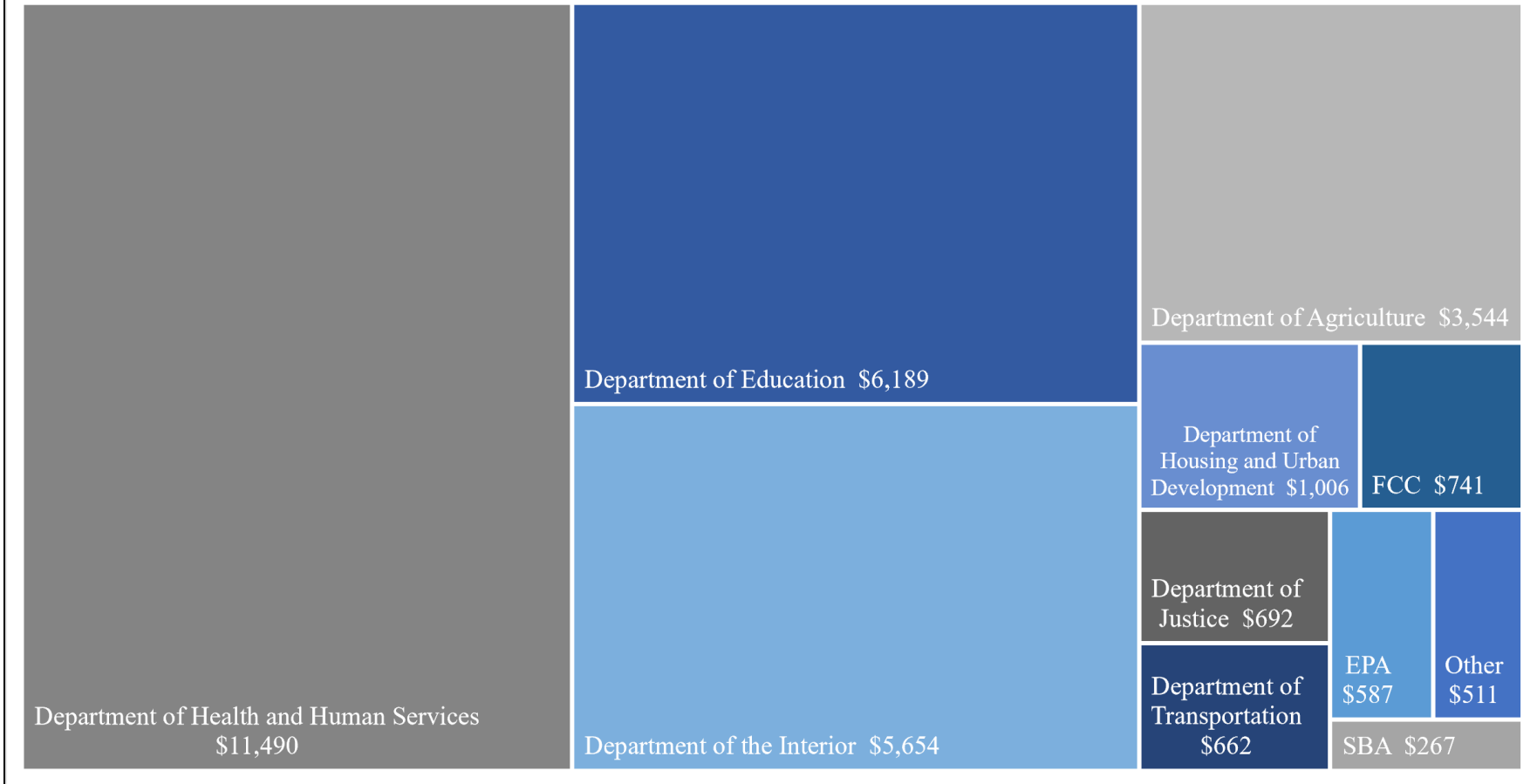


The FY 2023 Budget proposes to shift Bureau of Indian Affairs funding for Contract Support Costs and 105(l) Leases and the Indian Health Service (IHS) from discretionary to mandatory.

FY 2023 President's Budget

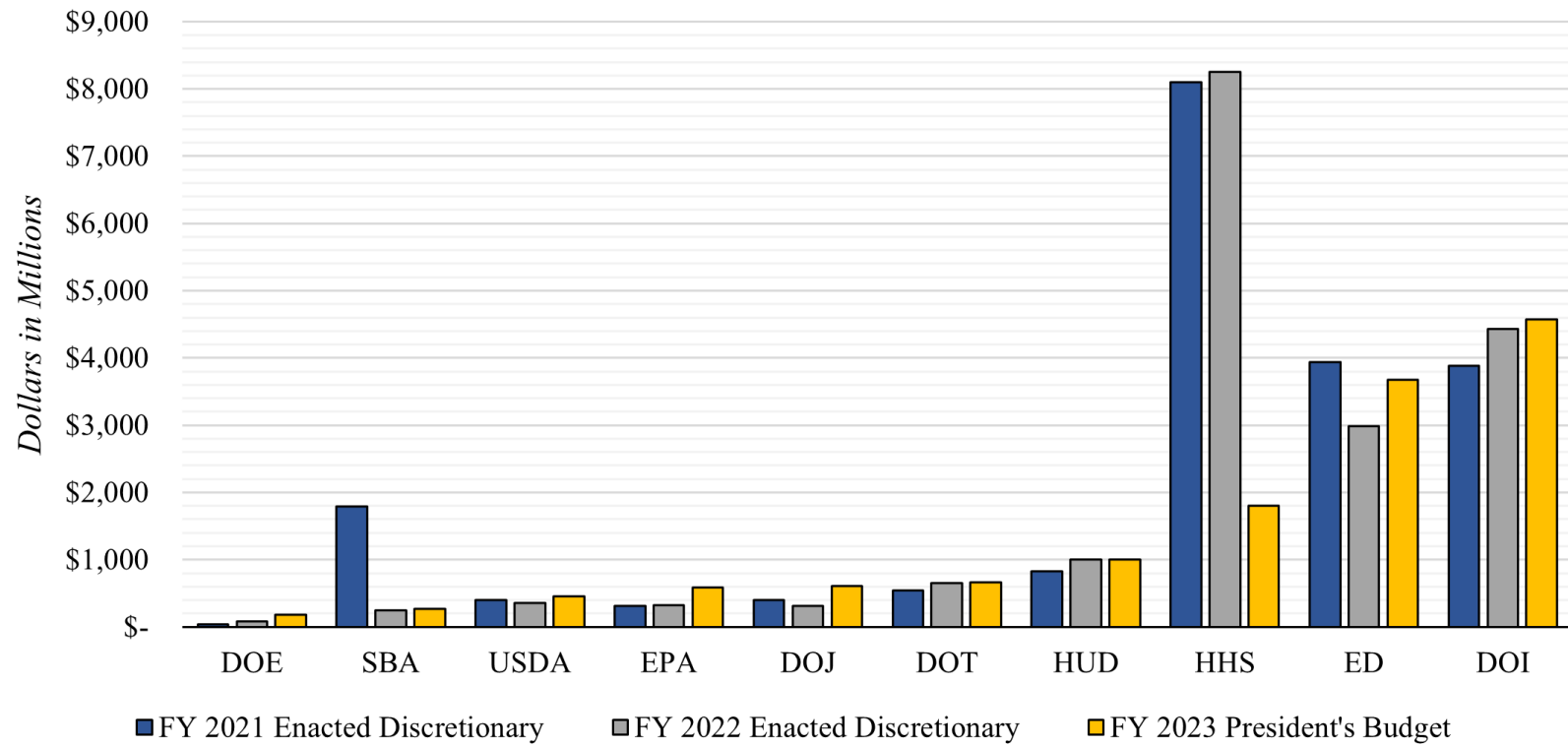
Combined Totals, Mandatory and Discretionary

Dollars in Millions



The FY 2023 Budget proposes to shift Bureau of Indian Affairs funding for Contract Support Costs and 105(l) Leases and the Indian Health Service (IHS) from discretionary to mandatory.

FY 2021 - 2023 Discretionary Funding Enacted and President's Budget



The FY 2023 Budget proposes to shift Bureau of Indian Affairs funding for Contract Support Costs and 105(l) Leases and the Indian Health Service (IHS) from discretionary to mandatory.

FY 2022 - 2023 Bipartisan Infrastructure Law Funding

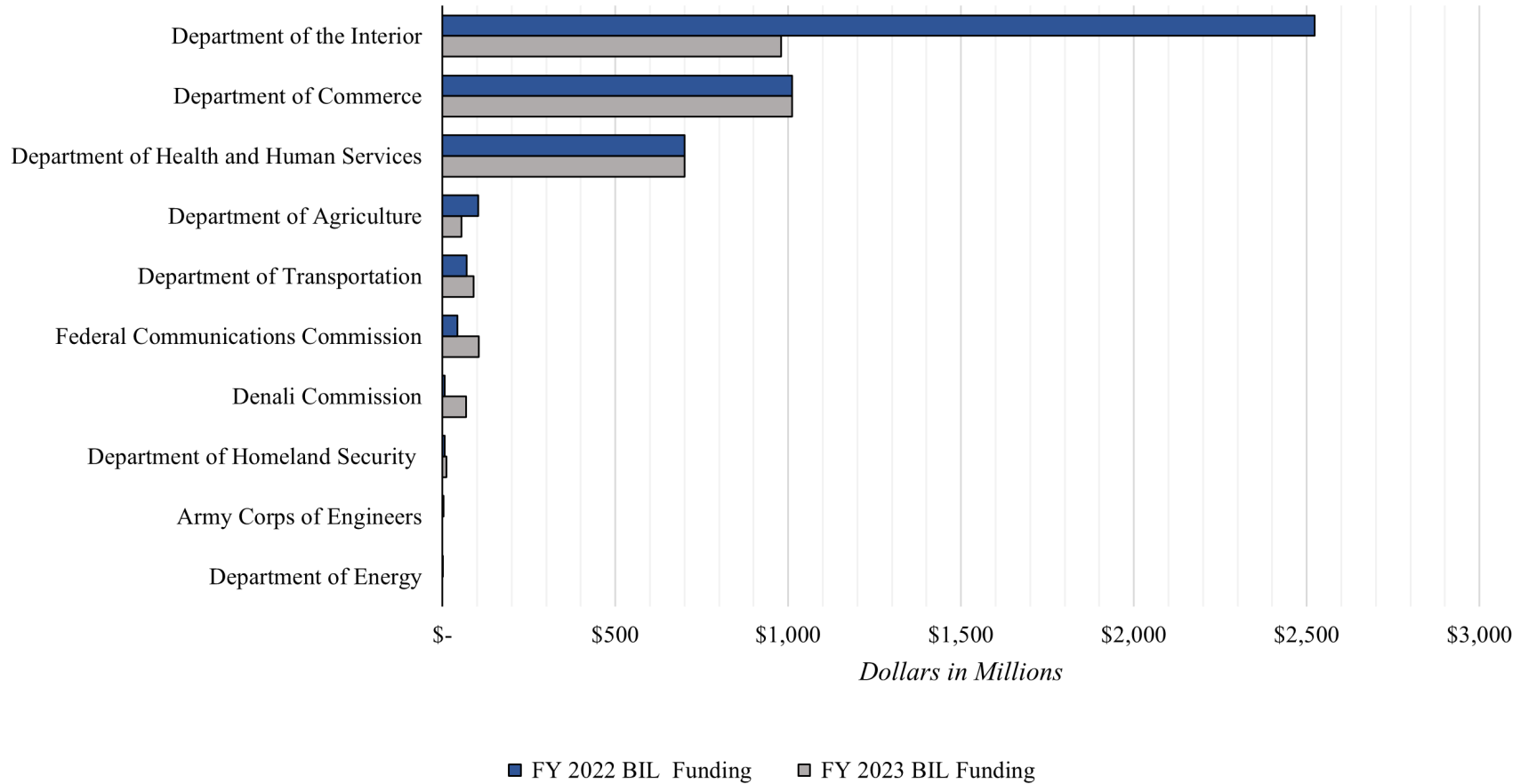


Figure 8