



USET Area Seasonal Influenza Report

Report sent biweekly on Wednesday

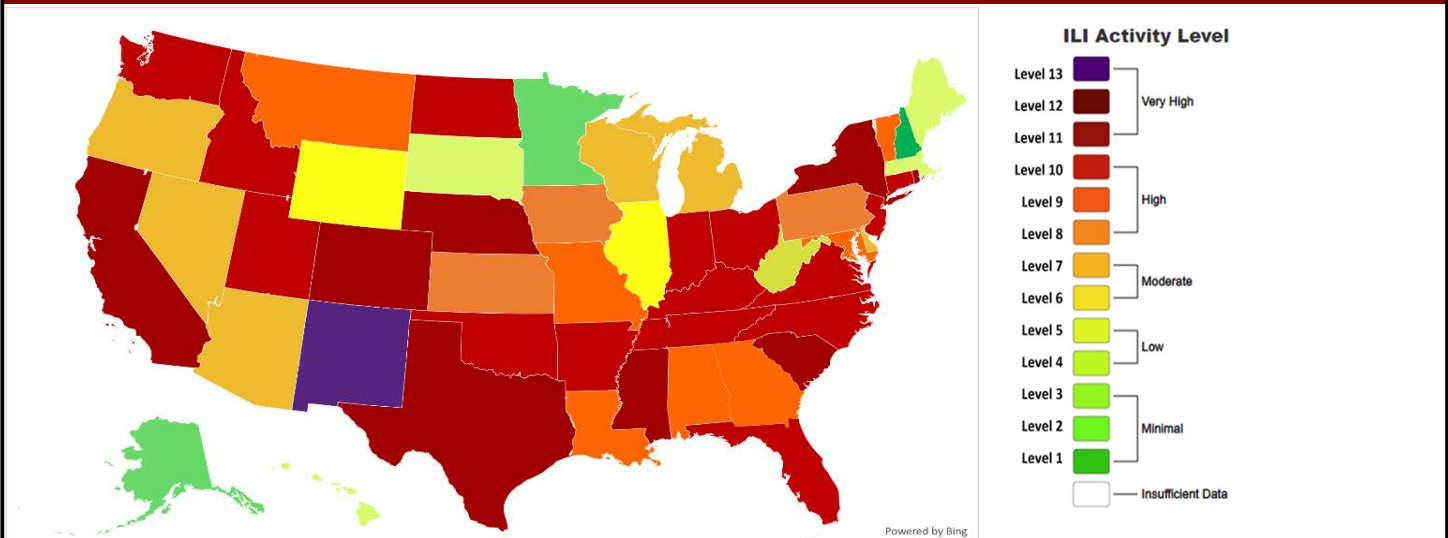
January 11, 2023

Morbidity & Mortality Weekly Report (MMWR) Week # 52 (12/25/2022 - 12/31/2022)

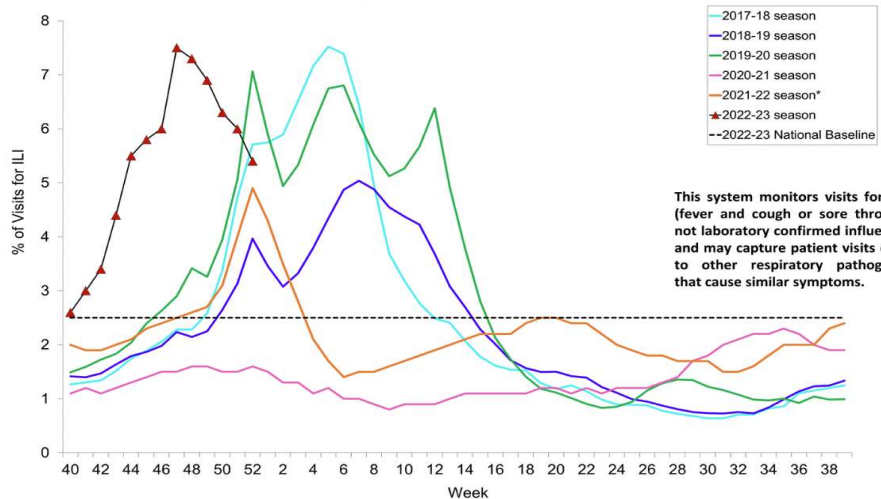
Difference in Influenza Activity

	MMWR #52	Difference from MMWR #51
Percentage of Influenza Positive Tests Reported to CDC :	14.98 %	-5.61 % ↓
Weighted Percentage of Visits for Influenza Like Illness Reported by ILI Net:	5.4 %	-0.6 % ↓
Number of New Influenza Hospital Admissions Reported to HHS Protect:	18,954	-11 ↓
Percentage ILI Visits for National Indian Health Service (IHS):	4.6 %	-0.6 % ↓
Percentage ILI Visits for IHS Nashville Area:	5.4 %	1.5 % ↑

Influenza Like Illness Activity Level by State & Season

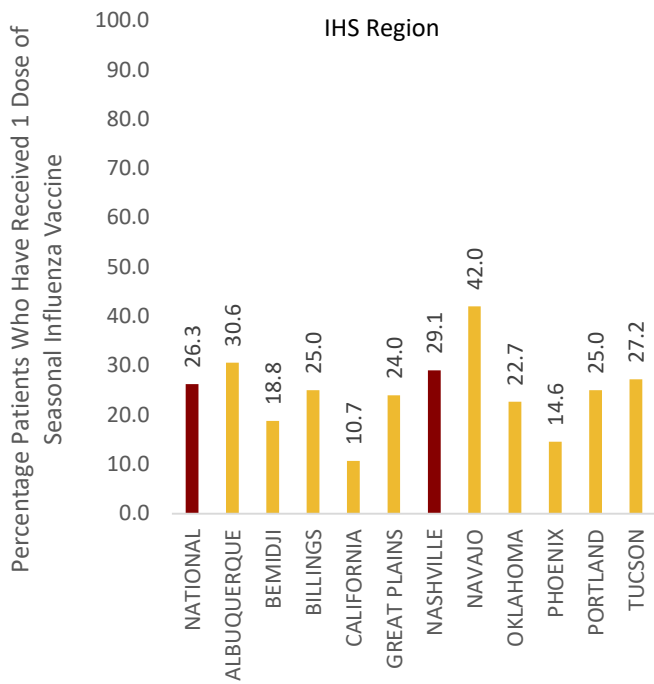


Percentage of Outpatient Visits for Respiratory Illness Reported By The U.S. Outpatient Influenza-like Illness Surveillance Network (ILINet), Weekly National Summary, 2022-2023* and Selected Previous Seasons



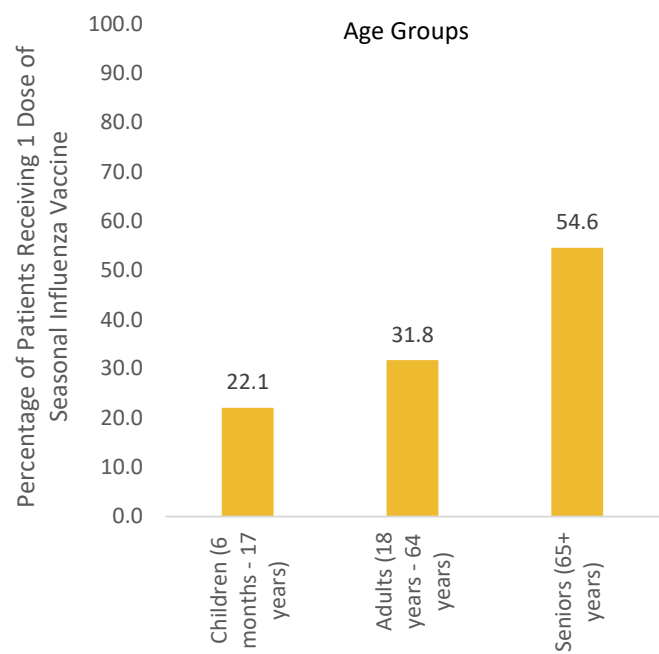
Data Source: <https://www.cdc.gov/flu/weekly/usmap.htm>

Seasonal Influenza Vaccination by IHS Region



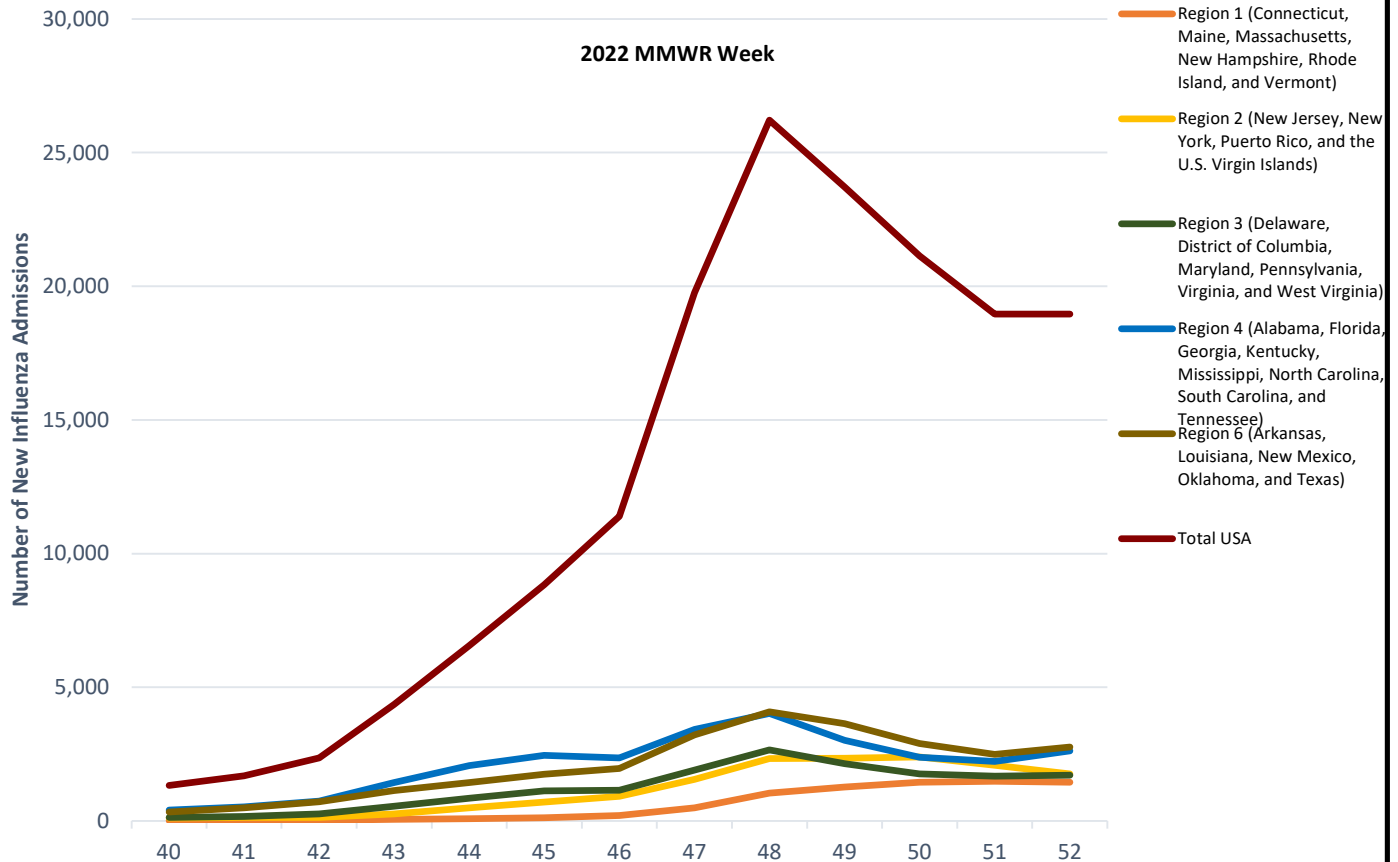
Data Source: IHS Weekly Influenza Report

Nashville Area Seasonal Influenza Vaccination by Age Group



Data Source: IHS Weekly Influenza Report

Number of New Hospital Admissions by HHS Protect Region



Data Source: <https://www.cdc.gov/flu/weekly/index.htm#HHSProtect>