



# USET Area Seasonal Influenza Report

Report sent biweekly on Wednesday

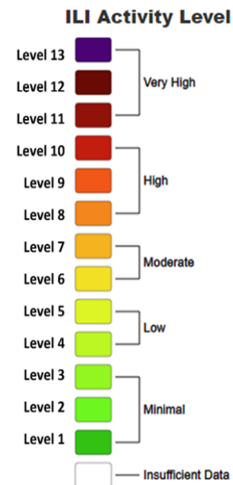
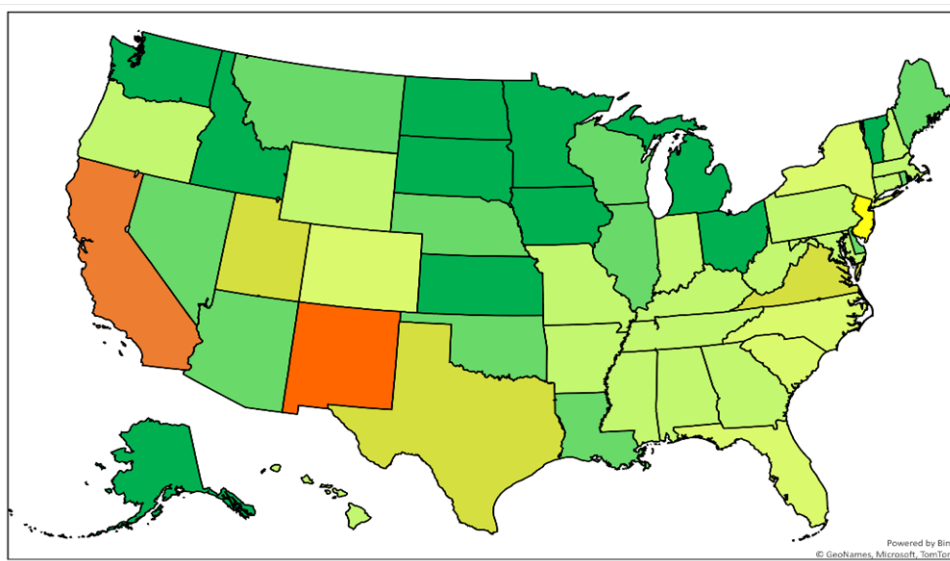
March 8, 2023

Morbidity & Mortality Weekly Report (MMWR) Week # 8 (2/19/2023 - 2/25/2023)

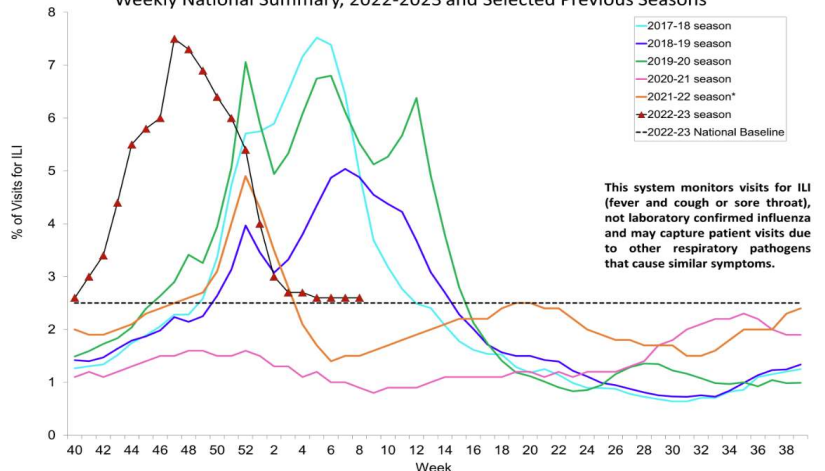
## Difference in Influenza Activity

	MMWR # 8	Difference from MMWR # 7	
Percentage of Influenza Positive Tests Reported to CDC :	0.9 %	-0.1 %	↓
Weighted Percentage of Visits for Influenza Like Illness Reported by ILI Net:	2.6 %	0.0 %	↔
Number of New Influenza Hospital Admissions Reported to HHS Protect:	1,520	-297	↓
Percentage ILI Visits for National Indian Health Service (IHS):	1.0 %	-0.2 %	↓
Percentage ILI Visits for IHS Nashville Area:	1.9 %	0.1 %	↑

## Influenza Like Illness Activity Level by State & Season

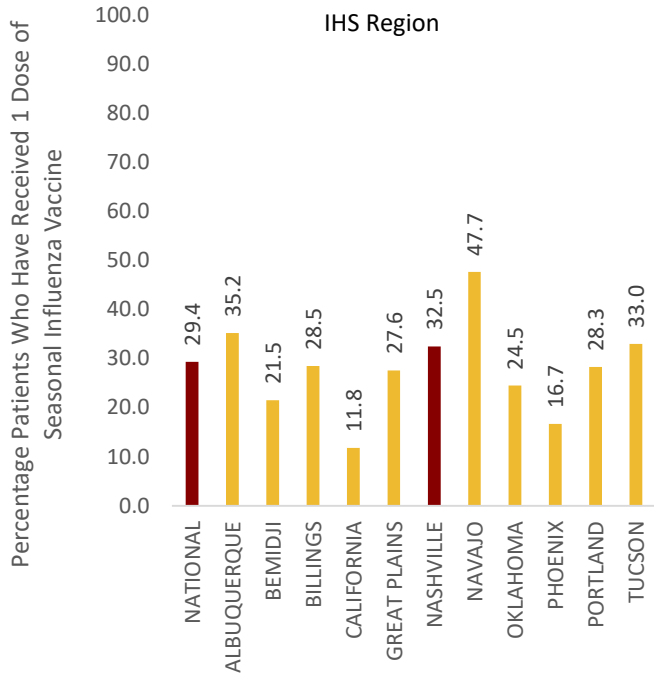


Percentage of Outpatient Visits for Respiratory Illness Reported By The U.S. Outpatient Influenza-like Illness Surveillance Network (ILI Net), Weekly National Summary, 2022-2023 and Selected Previous Seasons



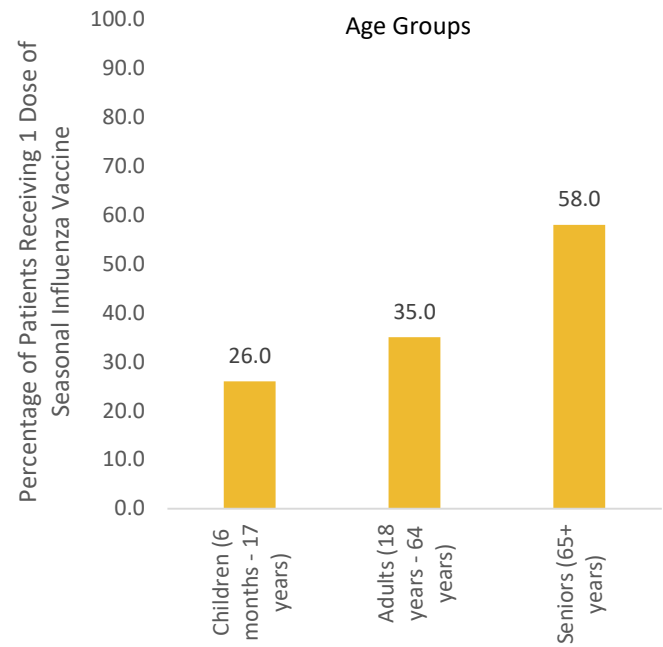
Data Source: <https://www.cdc.gov/flu/weekly/usmap.htm>

## Seasonal Influenza Vaccination by IHS Region



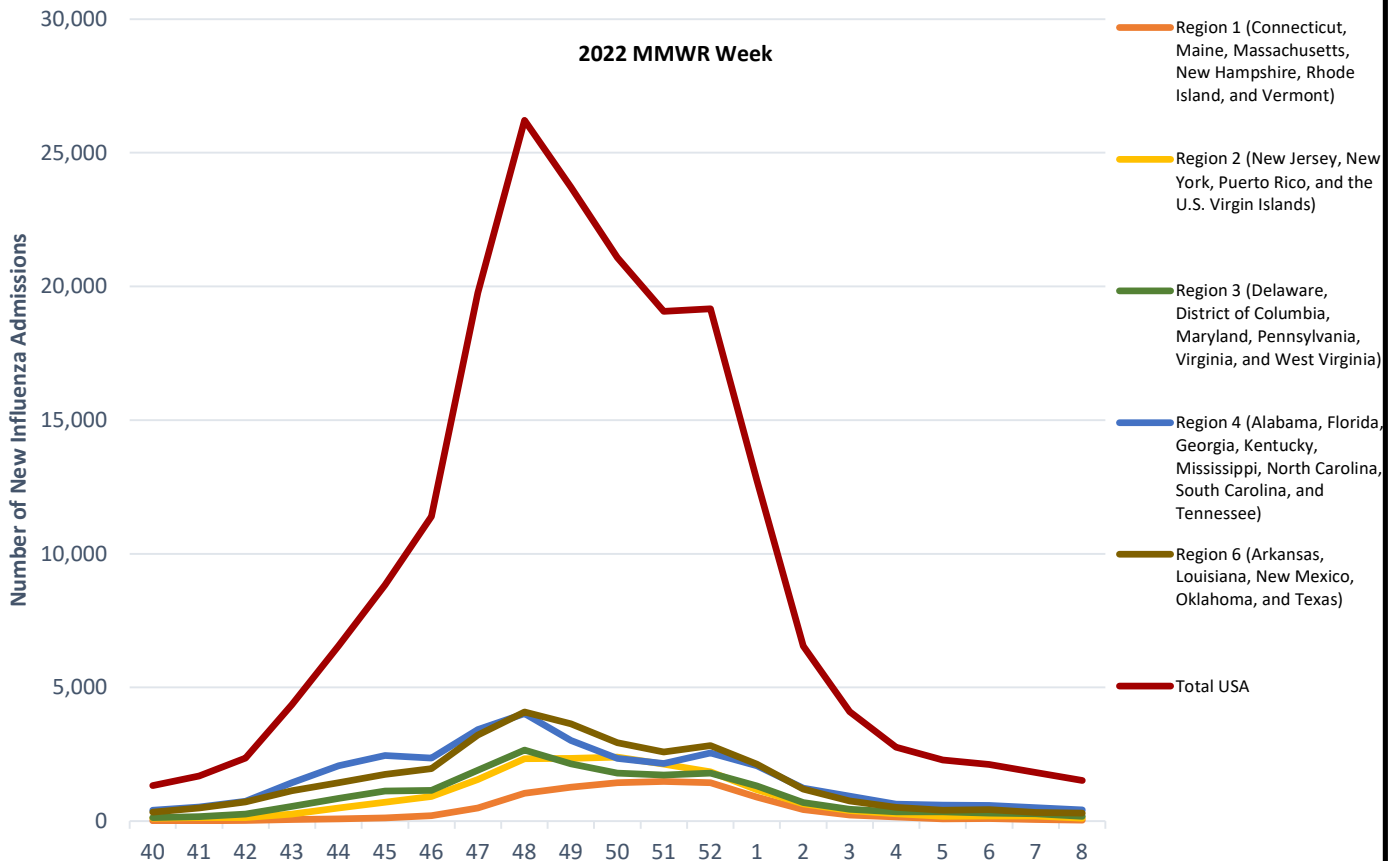
Data Source: IHS Weekly Influenza Report

## Nashville Area Seasonal Influenza Vaccination by Age Group



Data Source: IHS Weekly Influenza Report

## Number of New Hospital Admissions by HHS Protect Region



Data Source: <https://www.cdc.gov/flu/weekly/index.htm#HHSProtect>