

2020 Census Data Products for AIAN Tribes and Villages

October 24, 2023
USET/USET SPF Annual Meeting

Nicholas Jones
Population Division, U.S. Census Bureau



Improvements to 2020 Census Race Question Design, Coding, and Processing

Improvements for 2020 Census

- Examples included for “American Indian or Alaska Native” category
- Detailed American Indian tribes, Alaska Native villages, and indigenous Central and South American responses collected via dedicated AIAN write-in area
 - Up to 200 characters are recorded
 - Up to six detailed groups are collected



7. What is this person's race?

Mark one or more boxes **AND** print origins.

White – Print, for example, German, Irish, English, Italian, Lebanese, Egyptian, etc. ↴

Black or African Am. – Print, for example, African American, Jamaican, Haitian, Nigerian, Ethiopian, Somali, etc. ↴

American Indian or Alaska Native – Print name of enrolled or principal tribe(s), for example, Navajo Nation, Blackfeet Tribe, Mayan, Aztec, Native Village of Barrow Inupiat Traditional Government, Nome Eskimo Community, etc. ↴

Mississippi Band of Choctaw

Indians

Chinese

Vietnamese

Native Hawaiian

Filipino

Korean

Samoan

Asian Indian

Japanese

Chamorro

Other Asian – Print, for example, Pakistani, Cambodian, Hmong, etc. ↴

Other Pacific Islander – Print, for example, Tongan, Fijian, Marshallese, etc. ↴

Some other race – Print race or origin. ↴

Improvements to 2020 AIAN Code List

- Census Bureau consulted with tribal leaders during 2015-2017 consultation meetings and received good feedback on AIAN coding and classification list
- In 2018, Census Bureau’s Population Division reached out via email, mail, and phone to 589 federally recognized AIAN tribes, villages, associations, councils, and communities, as well as 67 state-recognized tribes for feedback
- This engagement provided important feedback for updating the 2020 Census code list

Caddo	5551
Caddo Adais Indians	5552
Caddo Nation of Oklahoma	5553
Natchitoches Tribe of Louisiana	5554
Cahuilla	5556
Agua Caliente Band of Cahuilla Indians	5557
Augustine Band of Cahuilla Indians, California	5558
Cabazon Band of Mission Indians	5559
Los Coyotes Band of Cahuilla and Cupeno Indians	5560
Morongo Band of Mission Indians, California	5561
Ramona Band of Cahuilla, California	5562
Santa Rosa Band of Cahuilla Indians	5563
Torres Martinez Desert Cahuilla Indians	5564
Bear River Band of Rohnerville Rancheria	5566
Cahto Indian Tribe of the Laytonville Rancheria	5567
California Valley Miwok Tribe	5568
Cher-Ae Heights Indian Community of the Trinidad Rancheria	5569
Chimariko	5570
Kern Valley Indian Community	5572
Red Wood	5574
Redding Rancheria, California	5575
Santa Rosa Indian Community	5576
Takelma	5577
Wappo	5578
Yana	5579
Yuki	5580
Catawba Indian Nation	5586
Cayuse	5588
Confederated Tribes of the Chehalis Reservation	5590
Chemakuan	5592
Hoh Indian Tribe	5593
Quileute Tribe of the Quileute Reservation, Washington	5594

Excerpt of [2020 Census Hispanic Origin and Race Code List](#)



2020 Census Detailed DHC-A

- Subjects repeated by 300 detailed racial and ethnic groups and 1,187 detailed American Indian and Alaska Native (AIAN) tribes and villages:
 - Total population
 - Sex by age for selected age categories
- Geographic levels included:
 - Nation
 - State
 - County
 - Tracts
 - Places
 - American Indian/Alaska Native/Hawaiian Home Land (AIANNH) areas
- Uses an adaptive design that allows us to provide more detailed statistics for racial and ethnic groups with larger populations, while at the same time ensuring sufficient confidentiality protections.
- Released: September 21, 2023



2020 Census Detailed DHC-A

- **Data are included for *detailed* and *regional* race and Hispanic origin groups and AIAN tribes and villages**
 - Detailed groups include disaggregated groups such as Monacan Indian Nation, Chitimacha Tribe of Louisiana, Cayuga Nation, Eastern Band of Cherokee Indians, etc.
 - Regional groups include groups such as Caribbean, American Indian, Alaska Native, etc.
- **Data are included for detailed and regional *race alone* and *race alone or in any combination* groups**
 - Race alone groups include people who reported a single entry (e.g., Arapaho Tribe of Oklahoma) and no other detailed race group.
 - Race alone or in any combination groups include people who reported a single entry (e.g., Poarch Band of Creek Indians) and people who reported that entry with one or more other race(s) (e.g., Poarch Band of Creek Indians *and* Delaware Tribe of Indians, or Poarch Band of Creek Indians *and* African American). This represents the maximum number of people who reported as that detailed race group, either alone or in any combination with one or more additional detailed race group(s).



2010 Census and 2020 Census Population Counts Available for all United South and Eastern Tribes



Detailed Decennial Census Population Counts for United South and Eastern Tribes, Inc. (2010 and 2020)



United South and Eastern Tribes ^a	2010 Census		2020 Census	
	Alone	Alone or in any combination	Alone	Alone or in any combination
Alabama-Coushatta Tribe of Texas	1,020	1,299	1,035	1,773
Aroostook Band of Micmacs	107	142	165	285
Catawba Indian Nation	2,025	3,370	2,236	6,095
Cayuga Nation	947	1,572	675	1,891
Chickahominy Indian Tribe	942	1,554	953	2,213
Chickahominy Indian Tribe - Eastern Division	46	72	124	194
Chitimacha Tribe of Louisiana	1,036	1,552	1,218	2,735
Coushatta Tribe of Louisiana ^b	761	1,274	305	576
Eastern Band of Cherokee Indians	8,893	11,835	8,075	14,090
Houlton Band of Maliseet Indians	187	232	164	287
Jena Band of Choctaw Indians	156	205	136	219
Mashantucket Pequot Indian Tribe	471	901	611	1,090
Mashpee Wampanoag Tribe	708	1,057	644	1,273
Miccosukee Tribe of Indians of Florida	119	250	167	448
Mississippi Band of Choctaw Indians	7,471	8,979	7,306	10,216
Mohegan Tribe of Indians of Connecticut	1,358	2,764	1,325	3,801
Monacan Indian Nation	971	1,688	858	2,034
Nansemond Indian Nation	152	356	190	848
Narragansett Indian Tribe	2,093	5,193	1,915	6,610
Oneida Indian Nation	102	135	240	501
Pamunkey Indian Tribe	315	1,002	409	2,330
Passamaquoddy Tribe	2,583	4,206	2,088	5,306
Penobscot Nation	2,095	4,278	1,516	6,103
Pleasant Point Passamaquoddy	29	30	14	19
Poarch Band of Creeks	2,544	3,225	3,215	6,237
Rappahannock Tribe, Inc.	272	481	217	688
Saint Regis Mohawk Tribe ^b	12,727	26,621	3,047	4,402
Seminole Tribe of Florida	795	1,005	1,052	2,336
Seneca Nation of Indians ^b	990	1,429	6,412	20,025
Shinnecock Indian Nation	1,331	3,548	1,612	5,044
Tunica Biloxi Indian Tribe of Louisiana	669	951	619	1,246
Upper Mattaponi Tribe	192	279	182	361
Wampanoag Tribe of Gay Head (Aquinnah)	110	187	300	604

^a Tribe name listed according to the [2020 Census Hispanic Origin and Race Code List](#)

^b Data users should use caution when comparing the 2010 Census and 2020 Census counts due to changes in coding.

Note: Data comparisons between the 2020 Census and 2010 Census race data should be made with caution, taking into account improvements we made to the race question and the ways we coded what people told us.

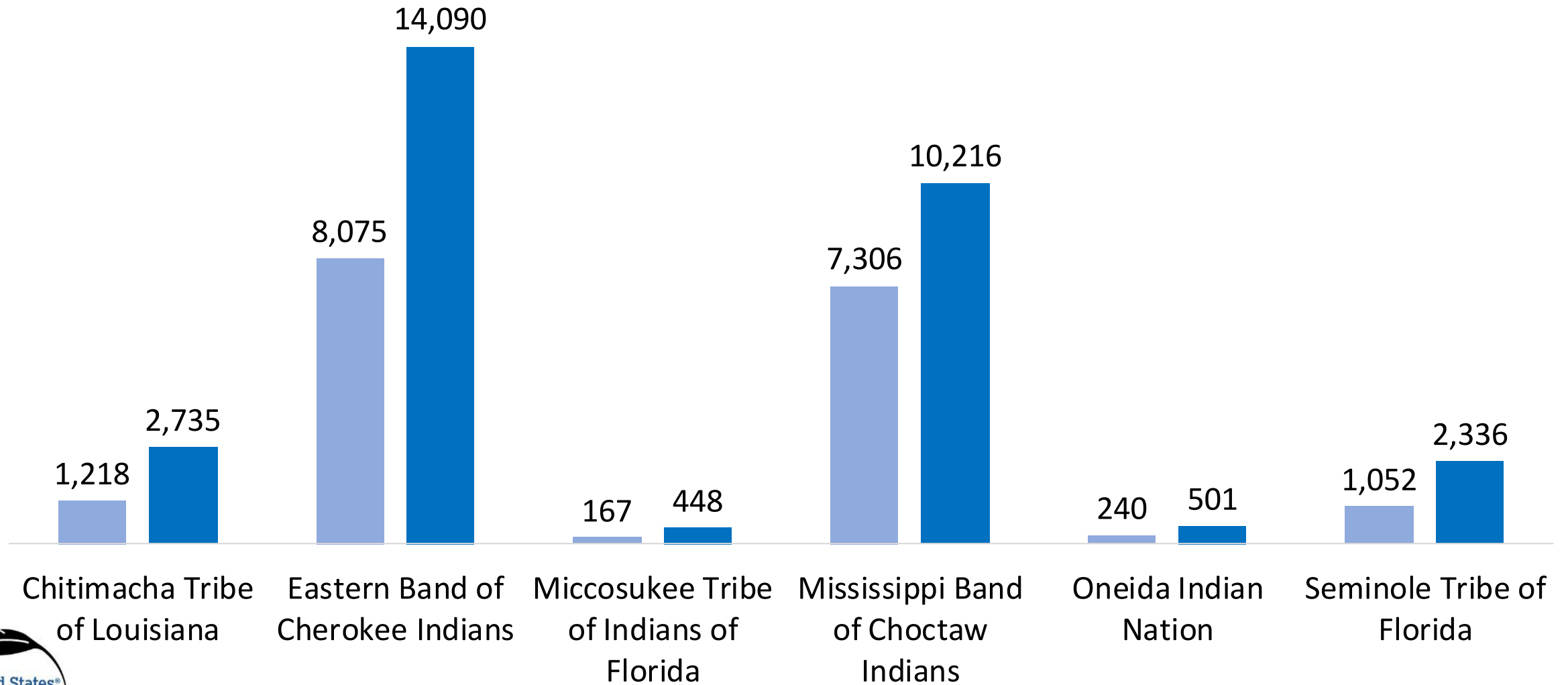
Source: U.S. Census Bureau, 2010 Census American Indian and Alaska Native Summary File; 2010 American Indian and Alaska Native Tribes in the United States and Puerto Rico: 2010 (CPH-T-6); 2020 Census Detailed Demographic and Housing Characteristics File A.

For More Information Contact:



Racial Statistics Branch	pop.race.ethnicity.research@census.gov	301.763.2402
Rachel.Marks@census.gov	Chief, Racial Statistics Branch	301.763.9658
Nicholas.A.Jones@census.gov	Director, Race/Ethnicity Research & Outreach	301.763.2440


Selected United South and Eastern Tribes: 2020 Census




■ Alone ■ Alone or in any combination

Mississippi Band of Choctaw Indians, State Data: 2020

State Rankings: Mississippi Band of Choctaw Indians Alone

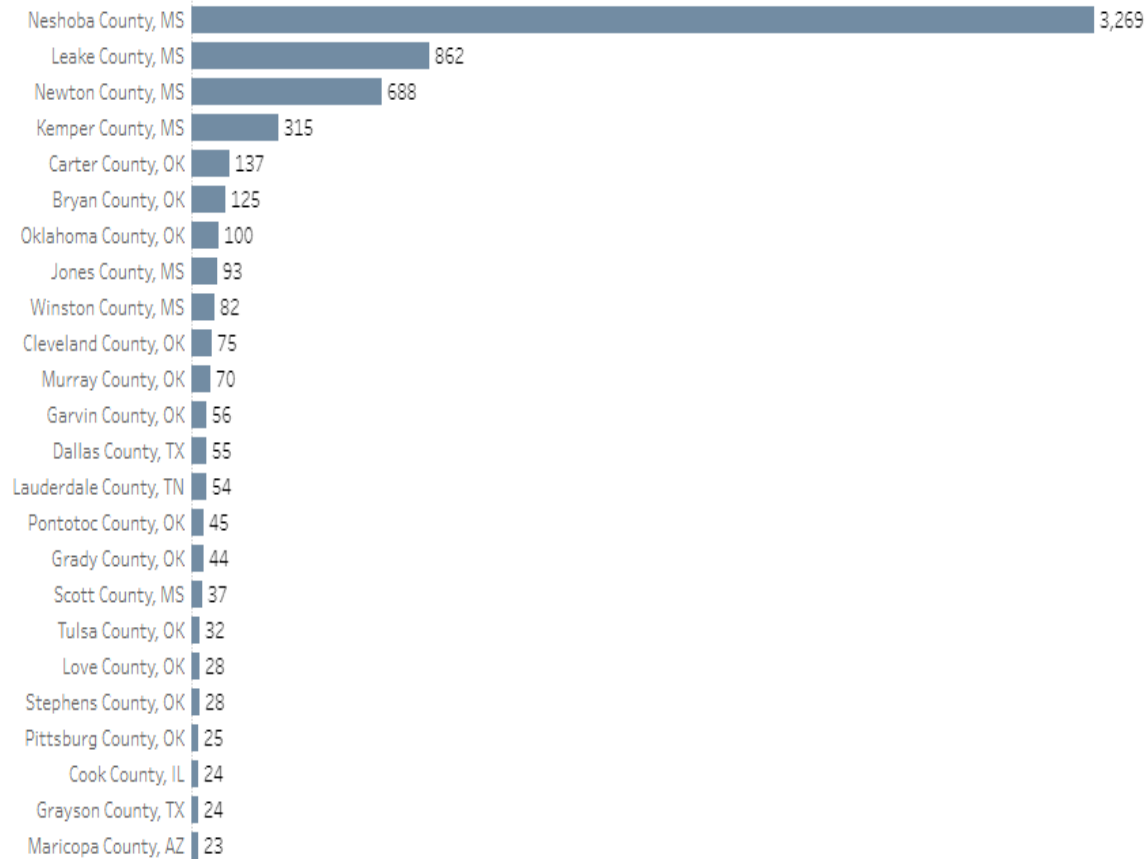


State Rankings: Mississippi Band of Choctaw Indians Alone or in Any Combination

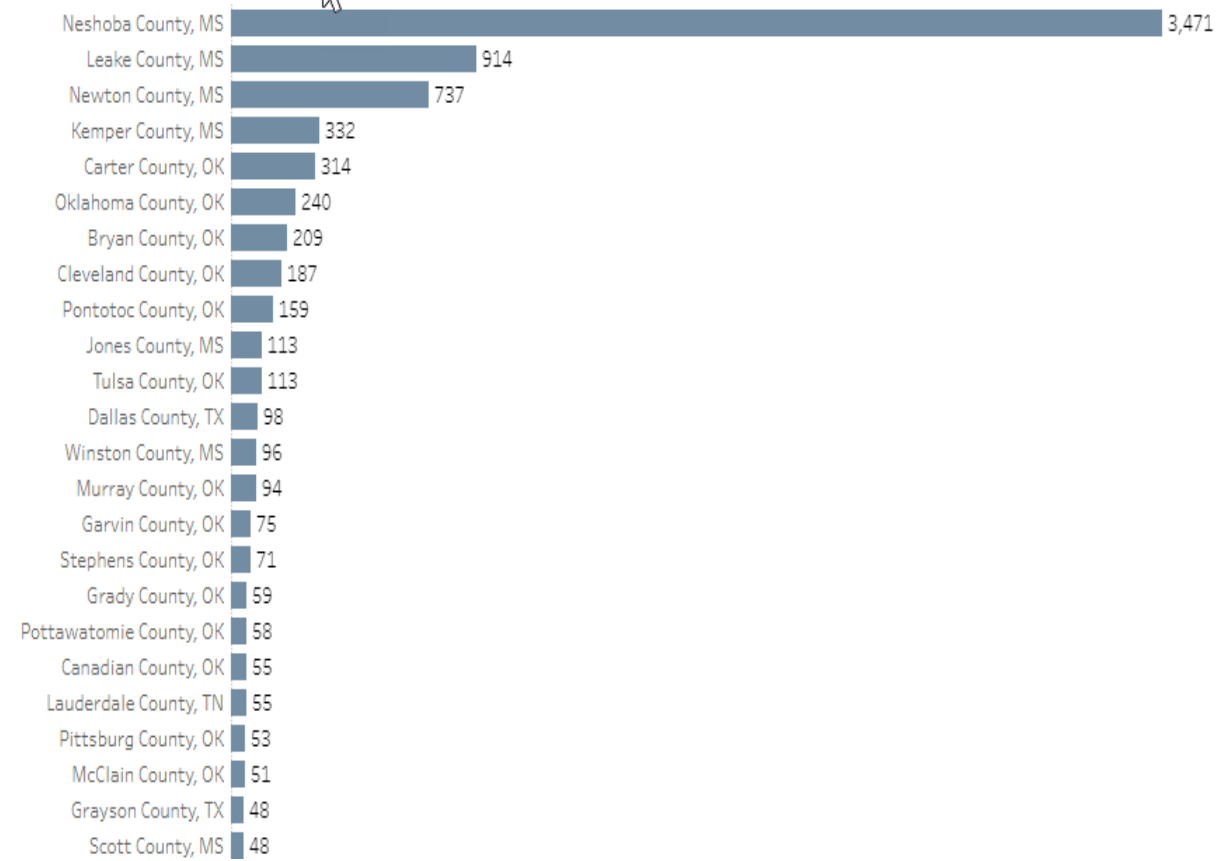


Mississippi Band of Choctaw Indians, County Data: 2020

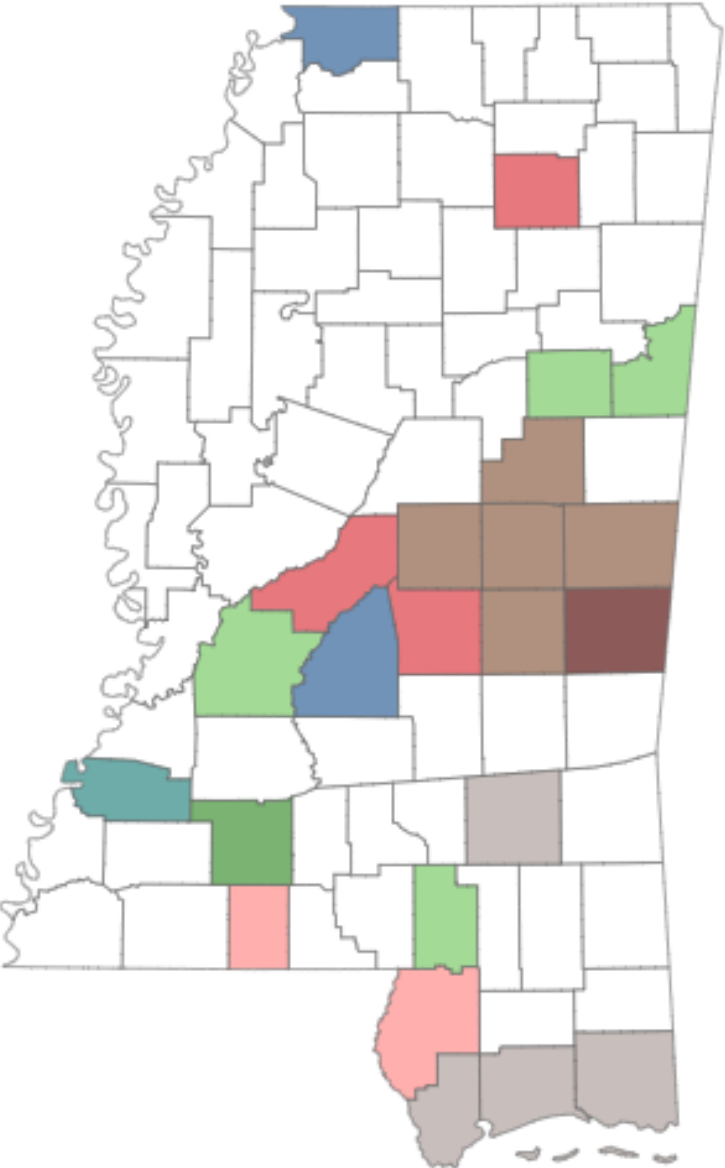
County Rankings: Mississippi Band of Choctaw Indians Alone



County Rankings: Mississippi Band of Choctaw Indians Alone or in Any Combination



Largest Detailed American Indian and Alaska Native Alone Group by County



- i** Detailed race alone group
- Aztec
- Cherokee
- Choctaw
- Gros Ventres
- Maya
- Mississippi Band of Choctaw Indians
- Quiche
- United Houma Nation
- White Mountain Apache Tribe of the Fort Apache Reservation, Arizona
- No detailed data available



Available Tools for Accessing Data

Data visualization:

- [Detailed Races and Ethnicities in the United States and Puerto Rico: 2020 Census](#)

Data Gems:

- [How the Detailed DHC-A Adaptive Design Determines Data Availability](#)
- [Accessing 2020 Census Detailed DHC-A Data on data.census.gov](#)
- [Downloading, Exporting, and Sharing 2020 Census Detailed DHC-A Data](#)
- [Accessing 2020 Census Detailed DHC-A Data: Census Tracts](#)
- [Comparing 2020 Census Detailed DHC-A Data to 2010 Census Data](#)
- [2020 Census Detailed DHC-A: Using the Census Data API to Get Individual Data Points](#)
- [2020 Census Detailed DHC-A: Using the Census Data API to Get a Table](#)

Press Kit:

- [2020 Census Detailed Demographic and Housing Characteristics File A Press Kit](#)



Second Largest Detailed White Alone Group by State

Visualization

Detailed Races and Ethnicities in the U.S. and Puerto Rico: 2020 Census

Explore population counts for detailed race and ethnicity groups and American Indian and Alaska Native tribes and villages for the nation, states, and counties.



Learn More About the Data



America Counts Story

New Population Counts for Nearly 1,500 Race and Ethnicity Groups

The Census Bureau releases official population counts for more than 200 new detailed race and ethnicity groups.



Population

Detailed Data for Hundreds of American Indian and Alaska Native Tribes

2020 Census detailed data available for close to 1,200 AIAN tribes and villages for the nation, states and tribal areas.



Visualization

Detailed Races and Ethnicities in the U.S. and Puerto Rico: 2020 Census

Explore population counts for detailed race and ethnicity groups and American Indian and Alaska Native tribes and villages for the nation, states, and counties.

